

Chapter 14

Haryana

Livestock Population

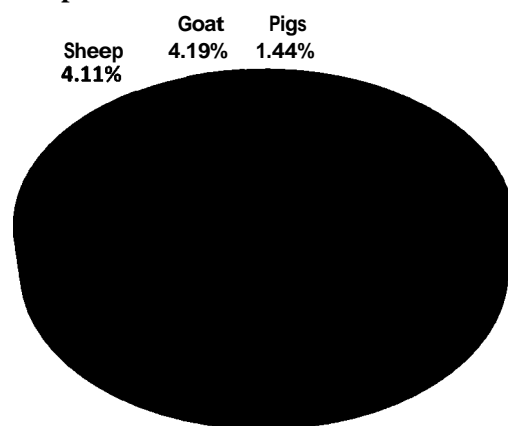
The following table shows the changes in the total number of livestock in Haryana during the two inter censal period.

Table 14.1: Total Livestock Population

| 18th Livestock Census 2007 (in Millions) | 19th Livestock Census 2012 (in Millions) |
|---|---|
| 8.85 | 8.81 |

There is decrease in livestock population over 2007 to 2012 from 8.85 million to 8.81 million (excluding 0.18 million stray cattle) registering a negative growth of 0.44% in the total number of animals of various species. In Census 2012, the total livestock population has been distributed under various species as per diagram given below:

Graph 14.1: Distribution of Livestock



The diagram above shows that among the total livestock, Buffalo contributes highest with 69% followed by Cattle 20.50%, Goat 4.19%, Sheep 4.11% and Pigs 1.44% besides marginal contribution is attributed by other livestock species such as Camel, Mithun, Yak, Mules, Donkeys, Horses and Ponies. The variation in the number of animals in different species of Livestock in comparison to the previous census is shown in the table 13.2:

Table: 14.2 Total Livestock in 2003 and 2012

(in thousands)

| CATEGORY | 2003 | 2007 | 2012 | %Change from 2007 to 2012 |
|----------------------------------|----------------|----------------|----------------|---------------------------------|
| Cattle | | | | |
| Exotic/Crossbred | | | | |
| Male | 114.00 | 99.97 | 159.88 | 59.92 |
| Female | 459.00 | 466.25 | 836.22 | 79.35 |
| Total Exotic/Crossbred | 573.00 | 566.22 | 996.10 | 75.92 |
| Indigenous | | | | |
| Male | 410.00 | 394.87 | 311.25 | -21.18 |
| Female | 557.00 | 591.28 | 500.76 | -15.31 |
| Total Indigenous | 967.00 | 986.14 | 812.01 | -17.66 |
| Total Cattle# | 1540.00 | 1552.36 | 1808.12 | 16.48 |
| Buffalo | | | | |
| Male | 870.00 | 916.27 | 937.88 | 2.36 |
| Female | 5164.00 | 5036.96 | 5147.43 | 2.19 |
| Total Buffalo | 6035.00 | 5953.23 | 6085.31 | 2.22 |
| Bovine | | | | |
| Male | 1394.00 | 1411.11 | 1409.01 | -0.15 |
| Female | 6181.00 | 6094.48 | 6484.42 | 6.4 |
| Total Bovines | 7575.00 | 7505.59 | 7893.43 | 5.17 |
| Sheep | | | | |
| Exotic/Crossbred | | | | |
| Male | 18.00 | 4.77 | 15.54 | 225.45 |
| Female | 53.00 | 19.71 | 36.16 | 83.48 |
| Total Exotic/Crossbred | 70.00 | 23.94 | 51.70 | 115.92 |
| Indigenous | | | | |
| Male | 90.00 | 102.33 | 64.00 | -37.46 |
| Female | 473.00 | 475.10 | 246.91 | -48.03 |
| Total Indigenous | 563.00 | 577.44 | 310.92 | -46.16 |
| Total Sheep | 633.00 | 601.38 | 362.62 | -39.70 |
| Goat | | | | |
| Male | 81.00 | 94.79 | 72.53 | -23.48 |
| Female | 379.00 | 443.53 | 296.59 | -33.13 |
| Total Goat | 460.00 | 538.32 | 369.12 | -31.43 |
| Horses & Ponies | | | | |
| Male | 9.00 | 11.04 | 18.98 | 71.97 |
| Female | 16.00 | 14.80 | 17.67 | 19.44 |
| Total Horses & Ponies | 25.00 | 25.83 | 36.66 | 41.89 |
| Total Mules | 14.00 | 10.60 | 9.01 | -15.01 |

(in thousands)

| CATEGORY | 2003 | 2007 | 2012 | %Change from 2007to 2012 |
|------------------------|----------------|----------------|----------------|--------------------------------|
| Donkey | | | | |
| Male | 5.00 | 2.94 | 1.77 | -39.6 |
| Female | 3.00 | 1.90 | 1.13 | -40.61 |
| Total Donkeys | 8.00 | 4.84 | 2.90 | -40 |
| Camels | | | | |
| Male | 3.00 | 10.91 | 5.60 | -48.64 |
| Female | 46.00 | 27.70 | 13.24 | -52.19 |
| Total Camels | 50.00 | 38.61 | 18.85 | -51.19 |
| Pigs | | | | |
| Exotic/Crossbred | | | | |
| Male | 17.00 | 16.81 | 21.09 | 25.51 |
| Female | 18.00 | 27.63 | 28.70 | 3.88 |
| Total Exotic/Crossbred | 35.00 | 44.43 | 49.79 | 12.07 |
| Indigenous | | | | |
| Male | 33.00 | 33.13 | 30.01 | -9.41 |
| Female | 51.00 | 55.96 | 47.14 | -15.76 |
| Total Indigenous | 85.00 | 89.09 | 77.15 | -13.4 |
| Total Pigs | 120.00 | 133.52 | 126.95 | -4.93 |
| TOTAL LIVESTOCK | 8885.00 | 8858.69 | 8819.52 | -0.44 |
| Dogs | | | | |
| Male | 326.00 | 132.17 | 132.23 | 0.04 |
| Female | 234.00 | 59.28 | 46.46 | -21.64 |
| Total Dogs# | 559.00 | 191.45 | 178.68 | -6.67 |
| Rabbit | | | | |
| Male | 2.00 | 0.66 | 5.65 | |
| Female | 2.00 | 0.46 | 7.46 | |
| Total Rabbits | 4.00 | 1.12 | 13.11 | |
| Elephants | | | | |
| Male | NA | 0.00 | 0.51 | |
| Female | NA | 0.00 | 0.01 | |
| Total Elephants | NA | 0.00 | 0.52 | |
| POULTRY | | | | |
| Fowls | 13610.00 | 28619.26 | 42005.02 | 46.77 |
| Ducks | 3.00 | 33.32 | 205.70 | 517.26 |
| Turkeys & Others | 6.00 | 132.94 | 610.63 | 359.34 |
| Total Poultry | 13619.00 | 28786.00 | 42821.35 | 48.76 |

#Excluding Stray Cattle and Stray Dogs

Note: Figure 'zero' means either 'nil' or negligible.

Trend of total livestock population 2003-2012

The change in the total livestock population over past 3 livestock censuses is depicted below:

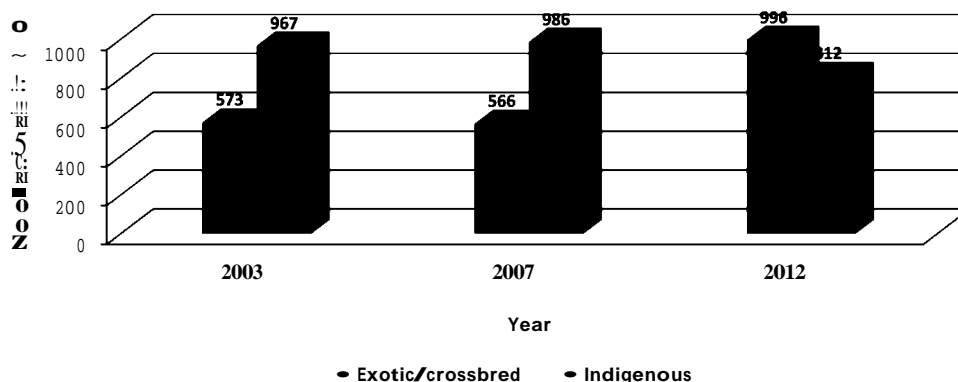
Graph 14.2: Total No. of Livestock during 2003-2012



Cattle

The total Cattle population is 1.80 million numbers in the state. There is a 16-48% increase in number of Cattle during the inter census period (2007-2012).

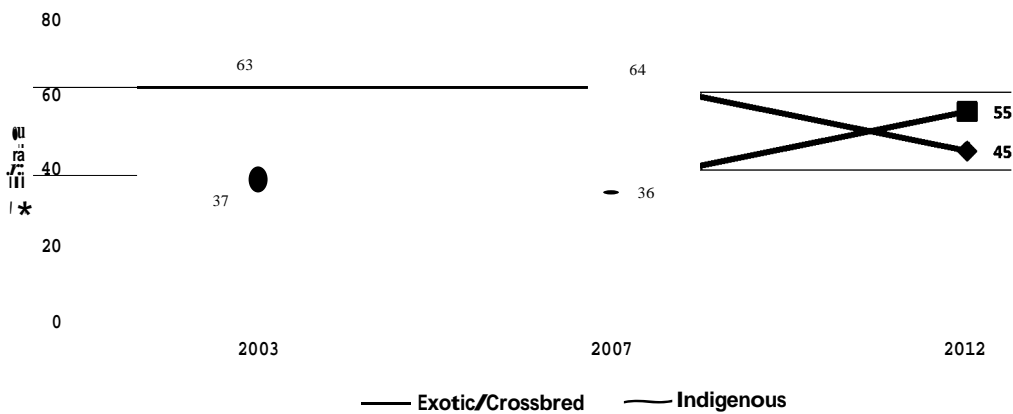
Graph 14.3: Exotic/Crossbred and Indigenous Population during 2003-2012



The above graph shows that the total exotic/crossbred cattle population has increased from 0.57 million in 2003 to 0.99 million in Census 2012. The Indigenous cattle population has decreased from 0.96 million in 2003 to 0.81 million in 2012. The exotic/crossbred and indigenous cattle population has shown growth of 75.92% and -17.66% respectively during the inter censuses period (2007-2012).

Trends in the Share of Exotic/Crossbred and Indigenous Cattle Population

Graph 14.4: Trends in the Share of Exotic/Crossbred and Indigenous Cattle Population

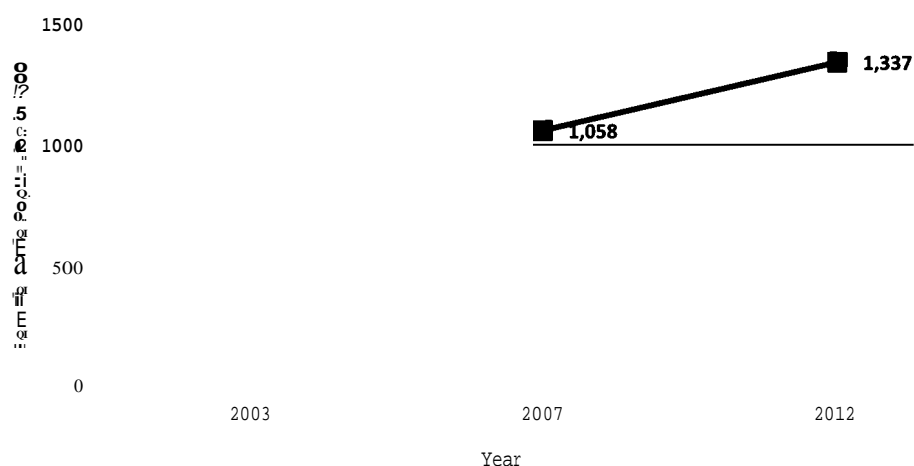


The diagram above shows the trends in the percentage share of exotic/crossbred and indigenous cattle over total cattle population during the period 2003-2012. The percentage share of exotic/ crossbred cattle has increased whereas the share of indigenous cattle has decreased during 2007-12.

Cattle-Female

The number of female cattle is the main contributors in the production of milk. The total number of female cattle in the state is 1.33 million as per census 2012. The number of female cattle has increased from 1.01 million in 2003 to 1.33 million in 2012 as depicted in the diagram below. Over the previous census (2007), the female cattle population has increased by 26.43%.

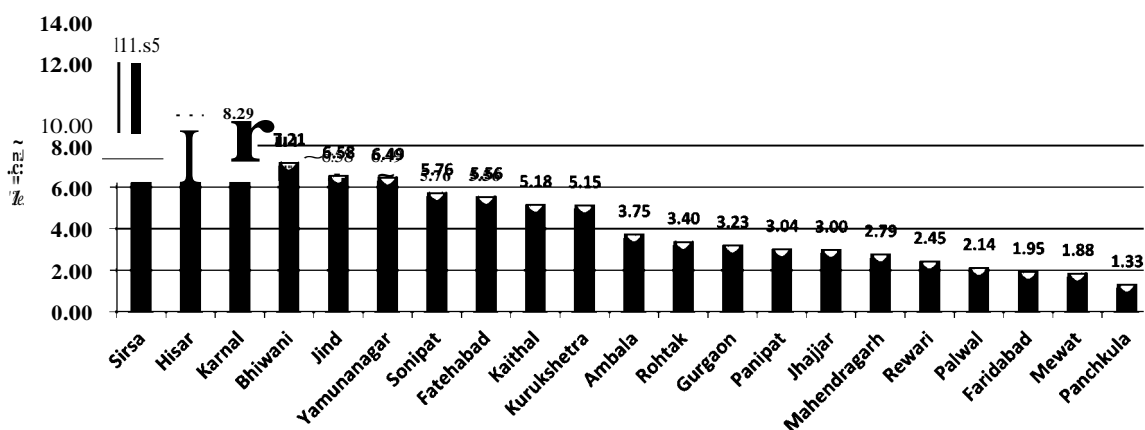
Graph 14.5 : Female Cattle population during 2003-2012



District-wise Cattle Population

The Graph below shows that the District of Sirsa has the highest contribution in Cattle Population with 11.85%. The second and third highest contributors are Hisar and Karnal with share of cattle population of 8.94% and 8.29% respectively.

Graph 14.6: Percentage share of Cattle Population - 2012



Buffalo

The total Buffalo population in the State is 6.08 million numbers as per census 2012. There is an increase in number of Buffaloes with 2.22% during the inter censuses period (2007-2012).

Graph 14.7: Male and Female Buffaloes during 2003-2012

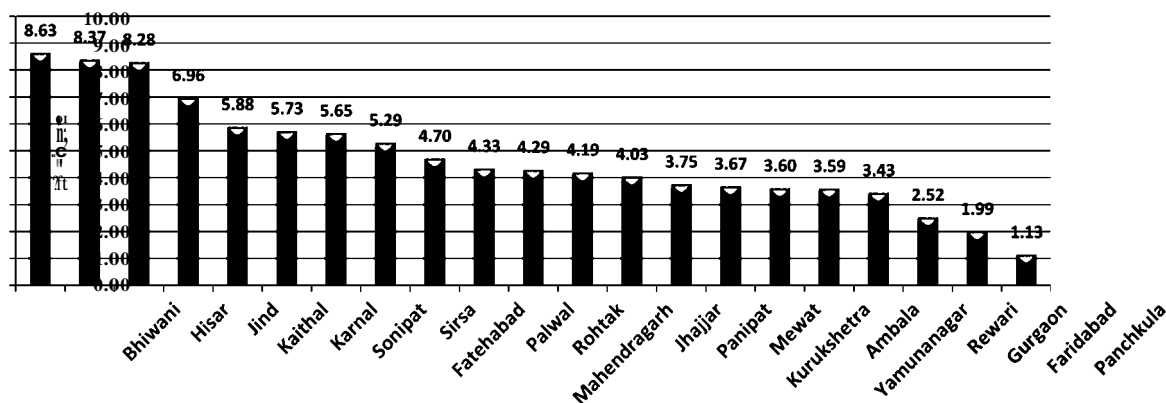


As per the above diagram it is evident that the female buffalo population has decreased from 5.16 million in 2003 to 5.14 million in 2012. However, the female buffalo population has increased by 2.19% during the inter censuses period (2007-2012).

District-wise Buffalo Population

The Graph below shows that the District of Bhiwani has the highest contribution in Buffalo Population of 8.63%. The second and third highest contributors are Hisar and Jind with share of buffalo population of 8.37% and 8.28% respectively.

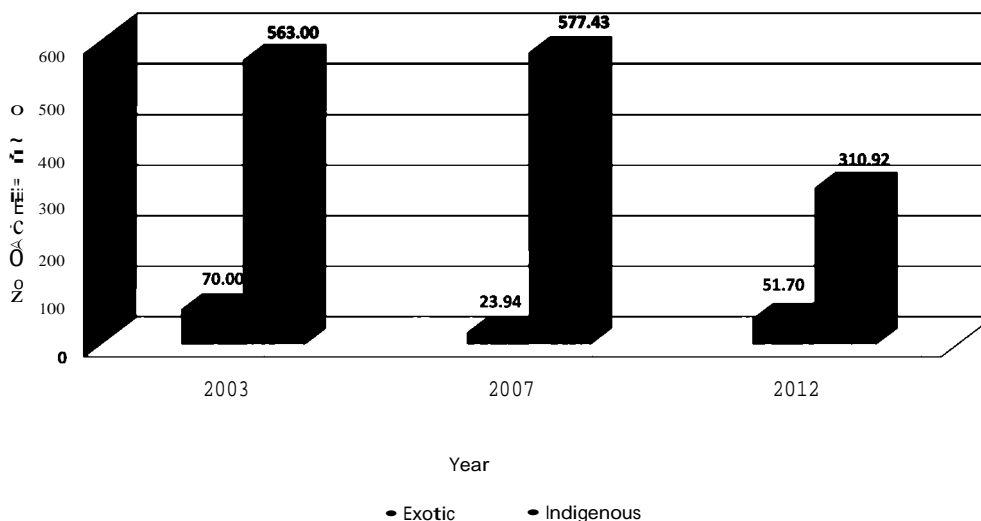
Graph 14.8: Percentage share of Buffalo Population - 2012



Sheep

The total Sheep population of the state is 0.36 million numbers as per the census 2012. There is a decrease of 39.7% in number of Sheep during the inter censuses period(2007-2012).

Graph 14.9: Sheep Population in year 2003-2012

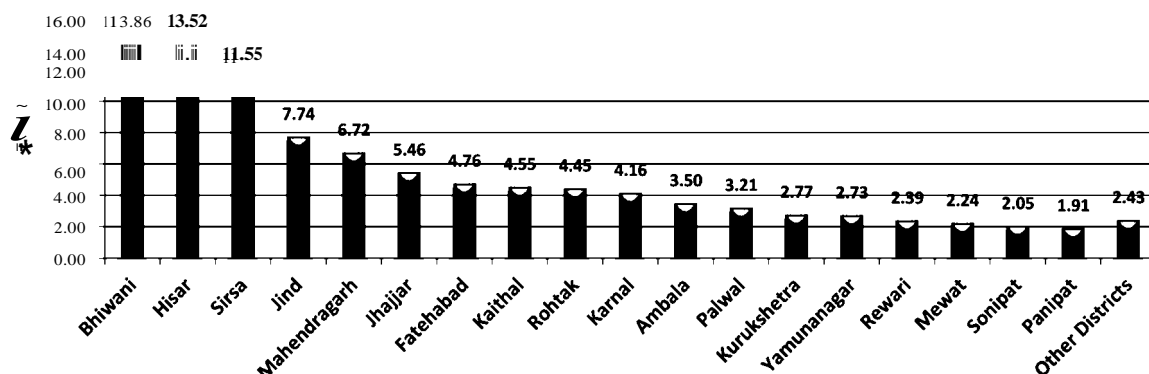


The number of exotic/crossbred sheep has decreased from 0.07 million in 2003 to 0.05 million in 2012. The number of indigenous sheep has decreased from 0.56 million in 2003 to 0.31 million in 2012. The growth in number of exotic/crossbred and indigenous sheep are 115.92% and -46.16% respectively during the inter censuses period (2007-2012).

District-wise Sheep Population

The Graph below shows that the District of Bhiwani has the highest contribution in Sheep Population of 13.86%. The second and third highest contributors are Hisar and Sirsa with share of sheep population of 13.52% and 11.55% respectively.

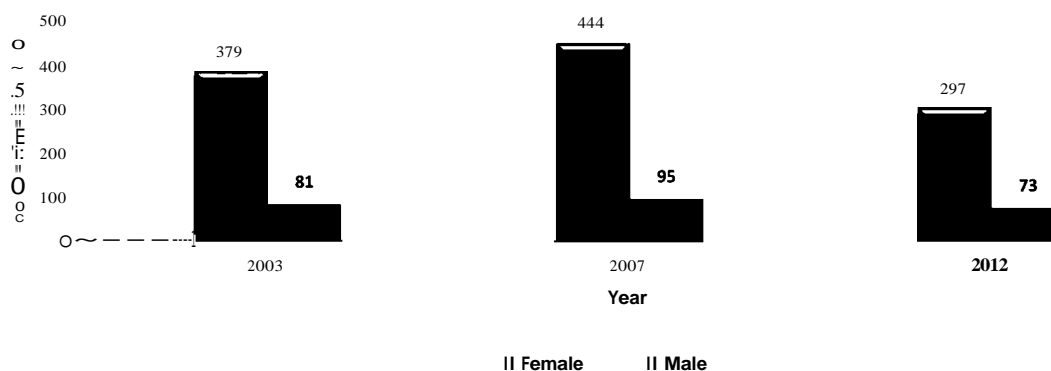
Graph 14.10: Percentage share of Total Sheep Population - 2012



Goat

The total number of Goat in the state as per Census 2012 is 0.36 million numbers. The number of Goat population has decreased by 31.43% during the inter censuses period (2007-2012).

Graph 14.11: Goat Population 2003-2012

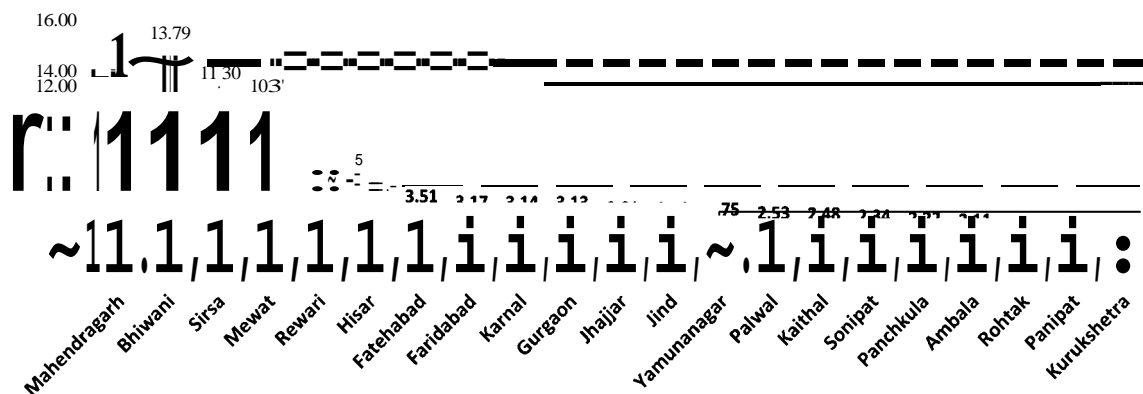


The diagram above shows that the total number of female Goat population has decreased from 0.37 million in 2003 to 0.29 million in 2012. The female goat population has decreased by 33.13% over the previous census. The male goat population has decreased from 0.081 million in 2003 to 0.073 million in 2012. The population of male goat has decreased by 23.48% during the inter censuses period (2007-2012).

District-wise Goat Population

The Graph below shows that the District of Mahendragarh has the highest contribution in Goat Population of 14.82%. The second and third highest contributors are Bhiwani and Sirsa with share of goat population of 13.79% and 11.30% respectively.

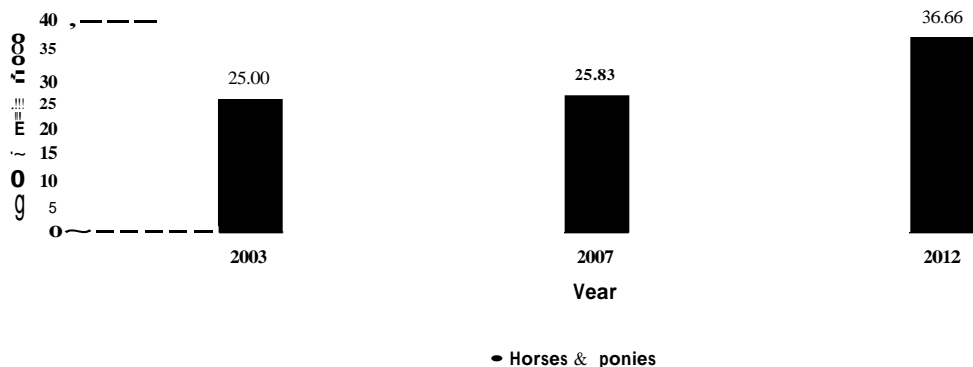
Graph 14.12: Percentage share of Goat Population - 2012



Horses & ponies

The total number of Horses & Ponies in the state as per 2012 Census is 0.03 million numbers. There is 41.89% increase in number of horses & ponies during the inter censuses period (2007-2012).

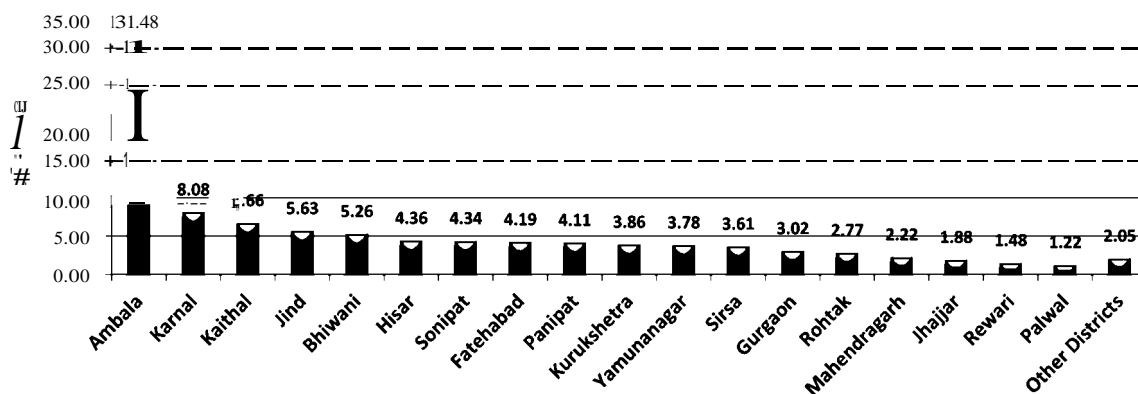
Graph 14.13: Total Horses & Ponies during 2003-2012



District-wise Horses & Ponies Population

The graph below shows that the District Ambala has the highest contribution in horses & ponies population of 31.48%. The second and third highest contributors are Karnal and Kaithal with share of horses & ponies of 8.08% and 6.66% respectively.

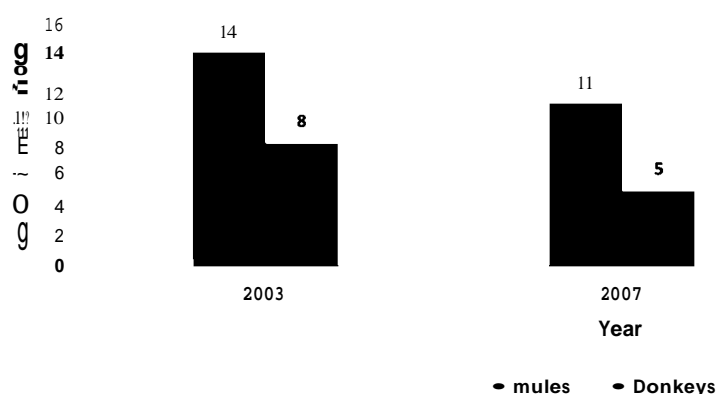
Graph 14.14: Percentage Share of Horses & Ponies Population - 2012



Mules, donkeys

The total number of mules & donkeys in the country as per 2012 census is 0.01 million numbers. The number of total mules & donkeys population has decreased by 22.86% during the inter census period (2007-2012).

Graph 14.15: Mules and Donkeys during 2003-2012

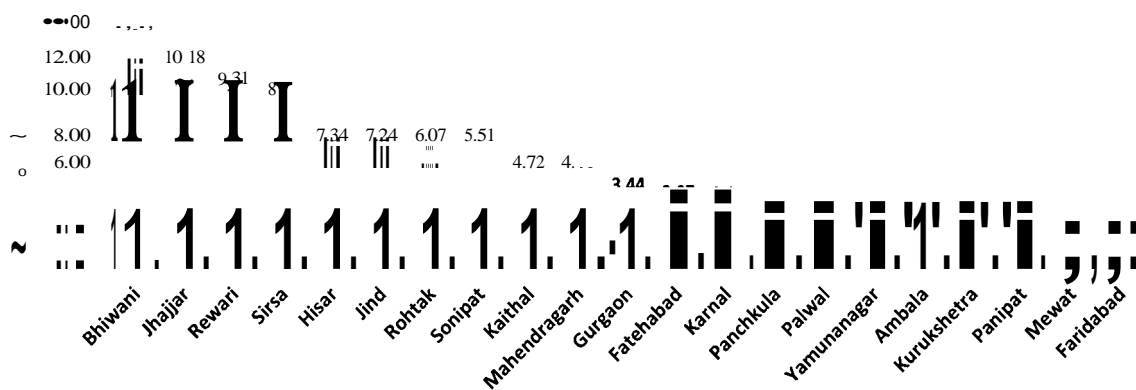


As per the diagram above the total mules population has decreased from 0.014 million in 2003 to 0.009 million numbers in 2012. The donkey population has also decreased from 0.008 million in 2003 to 0.003 million numbers in 2012. The growth in number of mules and donkeys are -15.01% and -40.00% respectively during the inter censuses period (2007-2012).

District-wise Mules Population

The graph below shows that the Bhiwani has the highest contribution in mule population of 11.61%. The second and third highest contributors are Jhajjar and Rewari with share of mules population 10.18% and 9.31% respectively.

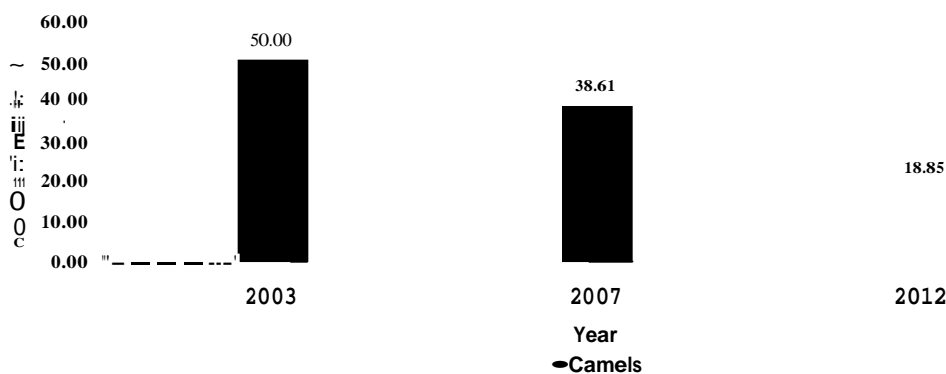
Graph 14.16: Percentage share of Mules Population -2012



Camels

The total number of camels in the state as per 2012 census is 0.018 million numbers. The changes in the camel population over the previous 3 census are depicted in the graph below.

Graph 14.17: Camels during 2003-2012

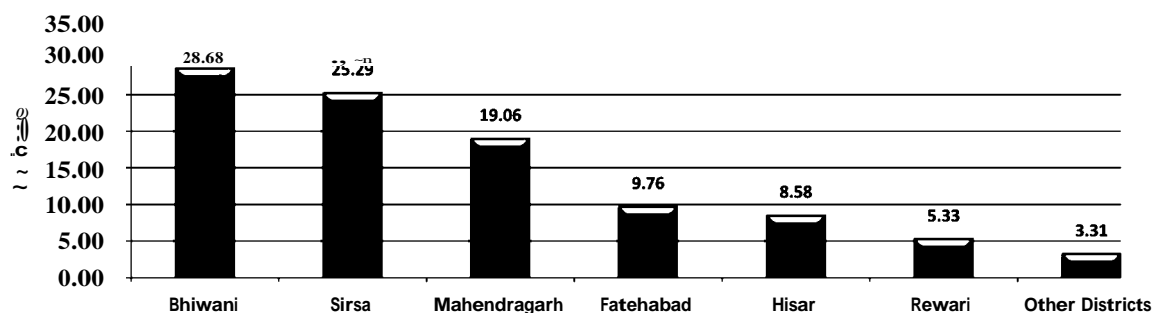


The total camel population has decreased from 0.050 million in 2003 to 0.018 million in 2012. There is decrease of 51.19% in number of camels during the inter census period (2007-2012).

District-wise Camels Population

The graph below shows that District of Bhiwani has the highest contribution in camel population of 28.68%. The second and third highest contributors are Sirsa and Mahendragarh with share of camels population 25.29% and 19.06% respectively.

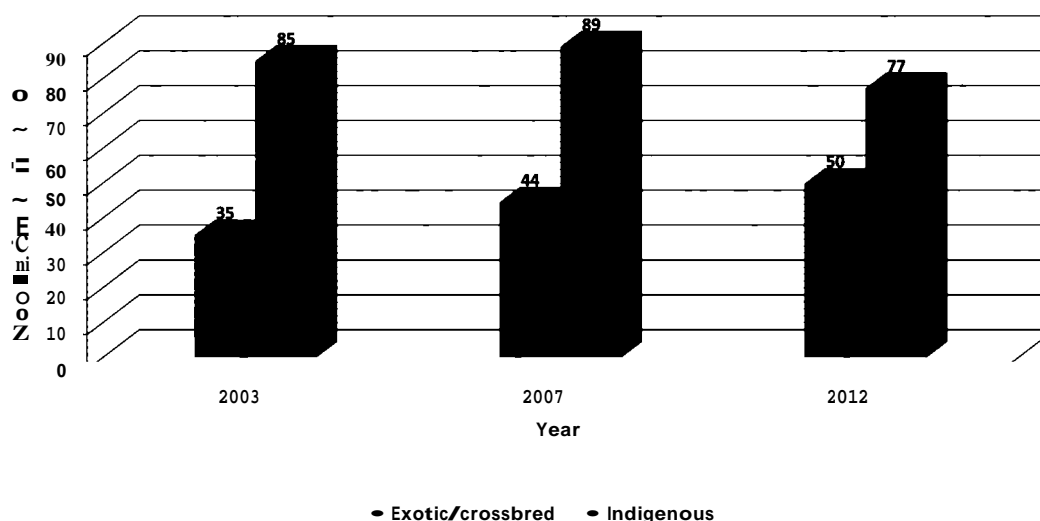
Graph 14.18: Percentage share of Camels Population - 2012



Pigs

The total number of Pigs in the state as per census 2012 is 0.12 million numbers. There is a 4.93% decrease in number of pigs during the inter censuses period (2007-2012).

Graph 14.19: Total Pigs during 2003-2012

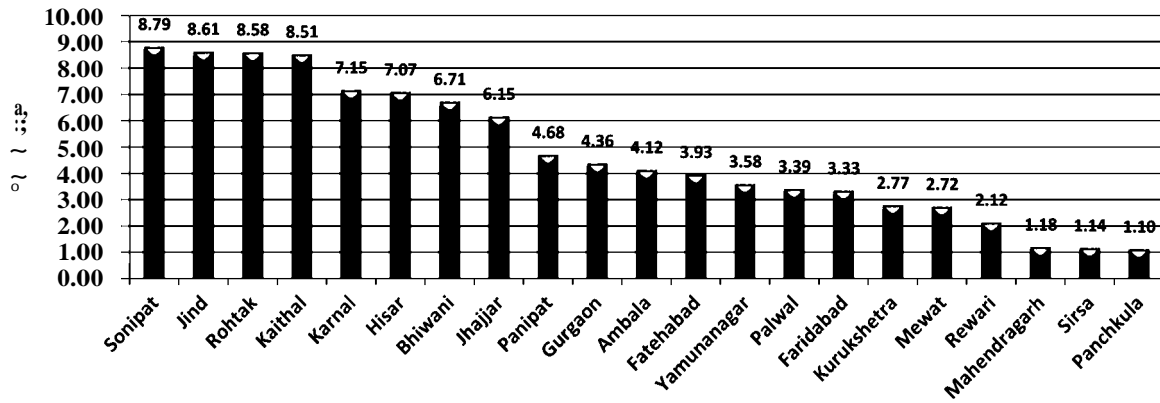


The number of exotic/crossbred pig has increased from 0.03 million in 2003 to 0.05 million in 2012. The number of indigenous pig has decreased from 0.08 million in 2003 to 0.07 million in 2012. The number of exotic/crossbred and indigenous pig population have shown a growth of 12.07% and -13.4% respectively during the inter censuses period (2007-2012).

District-wise Pig Population

The graph below shows that the District of Sonipat has the highest contribution in pig population of 8.79%. The second and third highest contributors are Jind and Rohtak with share of pig population of 8.61% and 8.58% respectively.

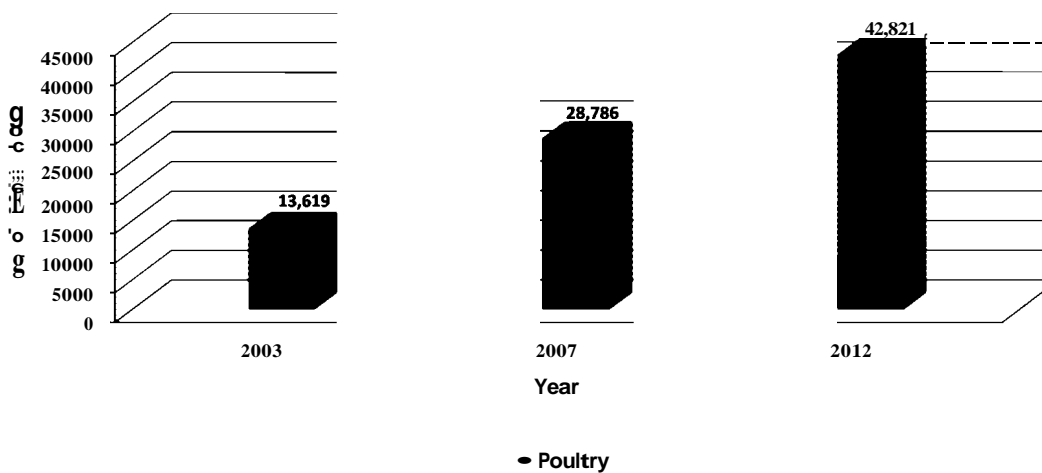
Graph 14.20: Percentage share of Pig Population - 2012



Poultry

The poultry population is mainly contributed by fowls in Haryana with total poultry population of 42.82 million numbers. The changes in the poultry population over previous 3 censuses are depicted in the graph below:

Graph 14.21: Total Poultry 2003-2012

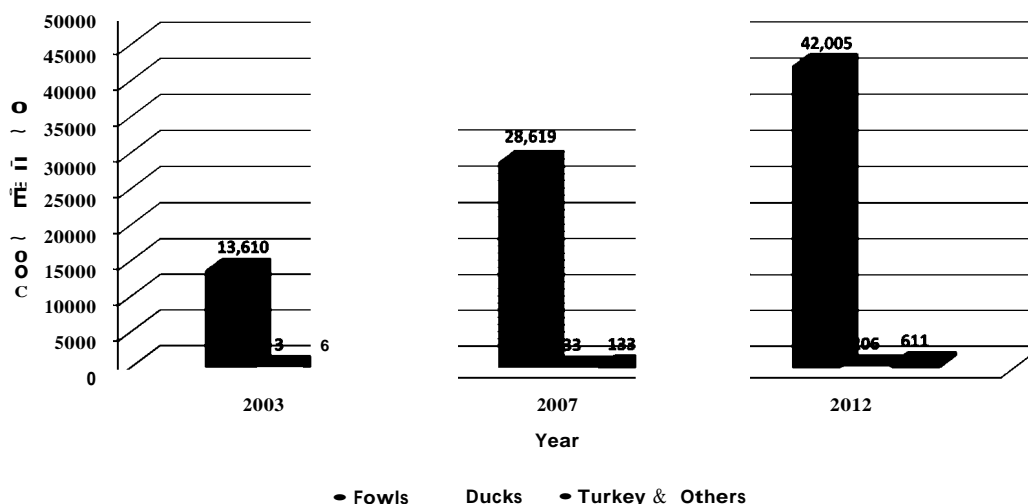


The total poultry population is showing increasing trend over 2003-2012. The number of poultry birds have increased from 13.61 million numbers in 2003 to 42.82 million numbers in 2012. There is an increase of 48.76% in the poultry population over the previous census.

Fowl, Duck and Turkey & others

The diagram below shows the number of poultry birds i.e. fowl, duck and turkey & others over the period 2003-2012.

Graph 14.22: Total Poultry (Fowls, Ducks, Turkey & Others)

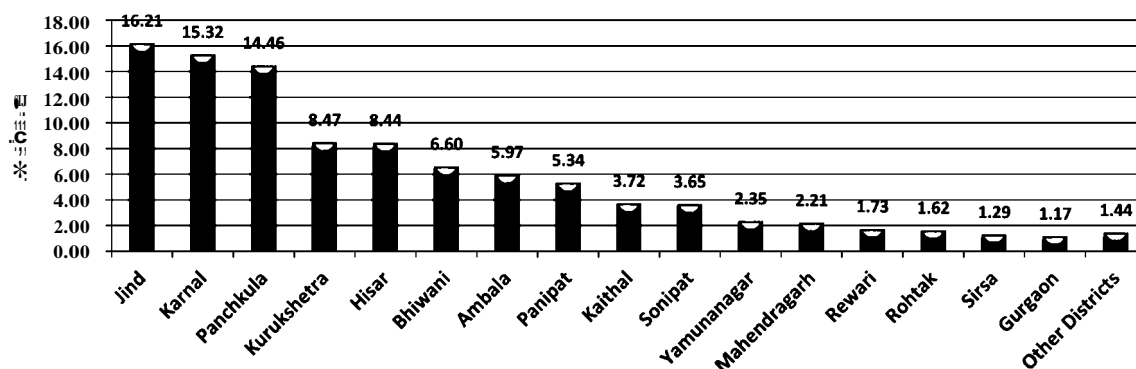


The diagram above shows that the population of fowls has been increasing continuously since 2003. The fowls have increased from 13.61 million numbers in 2003 to 42.00 million numbers in 2012. The fowl population has increased by 46.77% over the previous censuses periods. The ducks population has increased from 0.003 million numbers in 2003 to 0.20 million number in 2012. The ducks population has increased by 517.26% over the previous census. The turkey and other birds have increased from 0.006 in 2003 to 0.61 million in 2012. The turkey & other birds has increased drastically during inter censuses period (2007-2012).

District-wise poultry Population

The graph below shows that the District-wise percentage of poultry population.

Graph 14.23: Percentage share of Poultry Population - 2012




The analysis shows that the District Jind having the highest contribution of 16.21% of paoultry population. The second and third largest contributors are Karnal and Panchkula districts with 15.32% and 14.46% respectively.

Uses- Cattle, Buffalo and Goat

Animals in milk

Animal in milk mean the animals which contribute towards production of milk. The total number of animals in milk in the State is 2.64 million numbers. The diagram bellow shows the percentage share of animals in milk for three major species such as cattle, Buffalo and Goat.

Graph 14.24: Percentage share of animals in milk

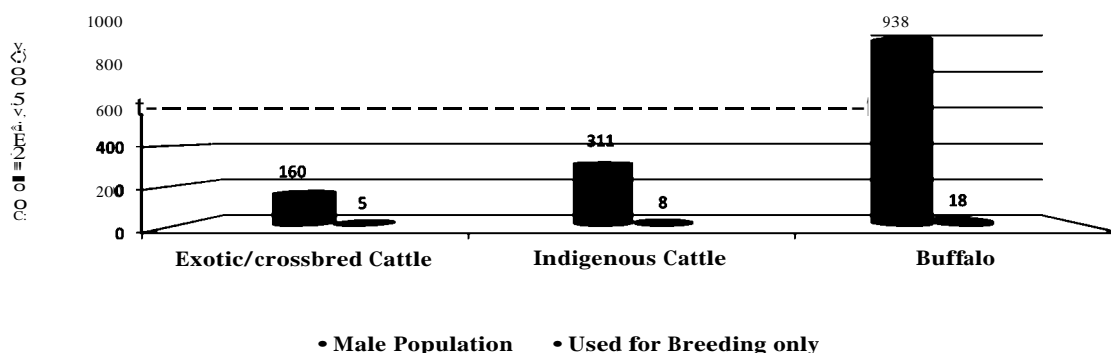


The buffalo contributes with 75.71% of animals in milk in the state. Exotic/crossbred, Indigenous cattle and goat are the next contributors of in milk animals in the state with a share of 13.33%, 6.10% and 4.86% respectively.

Animals used for Breeding

The diagram below shows male cattle and buffalo used for breeding.

Graph 14.25: No. of Male Cattle & Buffalo used for Breeding only



The detailed statistical tables, species and district wise, with rural and urban combinations are presented in the Annexure-XIV for reference.

Annexure-XIV

Detailed Statistical Tables Species and District-wise

Table 1: Total Number of Livestock and Poultry*

State: HARYANA

| SNo. | District | Livestock | Poultry |
|--------------|-----------------|------------------|-----------------|
| 1 | Ambala | 324577 | 2554380 |
| 2 | Bhiwani | 773639 | 2826636 |
| 3 | Faridabad | 175882 | 42873 |
| 4 | Fatehabad | 461554 | 293332 |
| 5 | Gurgaon | 233067 | 501064 |
| 6 | Hisar | 755221 | 3615536 |
| 7 | Jhajjar | 349111 | 224841 |
| 8 | Jind | 675179 | 6940932 |
| 9 | Kaithal | 556468 | 1592210 |
| 10 | Kamal | 546928 | 6561140 |
| 11 | Kurukshetra | 336372 | 3627391 |
| 12 | Mahendragarh | 396724 | 947864 |
| 13 | Mewat | 312581 | 46089 |
| 14 | Palwal | 351149 | 8430 |
| 15 | Panchkula | 106716 | 6193334 |
| 16 | Panipat | 320098 | 2286966 |
| 17 | Rewari | 290272 | 739732 |
| 18 | Rohtak | 360115 | 694365 |
| 19 | Sirsa | 650102 | 553373 |
| 20 | Sonipat | 482027 | 1564390 |
| 21 | Yamunanagar | 361736 | 1006470 |
| Total | | 8819518 | 42821348 |

**Total Livestock covers Cattle, Buffalo, Sheep, Goat, pig, Horses& Ponies, Mules, Donkeys, Camels, Mithun and Yak and total poultry include total birds in the poultry farms and hatcheries.*

Table 2: Details of Bovines by Sex**State: HARYANA**

| SNo. | District | Male | Female | Total |
|--------------|-----------------|-------------|---------------|--------------|
| | (1) | (2) | (3) | (4) |
| 1 | Ambala | 45183 | 241904 | 287087 |
| 2 | Bhiwani | 105369 | 549835 | 655204 |
| 3 | Faridabad | 23652 | 132979 | 156631 |
| 4 | Fatehabad | 72497 | 350076 | 422573 |
| 5 | Gurgaon | 32252 | 179425 | 211677 |
| 6 | Hisar | 147982 | 523233 | 671215 |
| 7 | Jhajjar | 49196 | 260012 | 309208 |
| 8 | Jind | 146407 | 476534 | 622941 |
| 9 | Kaithal | 98796 | 418244 | 517040 |
| 10 | Karnal | 87867 | 419729 | 507596 |
| 11 | Kurukshetra | 48666 | 267798 | 316464 |
| 12 | Mahendragarh | 37399 | 273873 | 311272 |
| 13 | Mewat | 39165 | 223041 | 262206 |
| 14 | Palwal | 50579 | 274472 | 325051 |
| 15 | Panchkula | 16532 | 76486 | 93018 |
| 16 | Panipat | 63206 | 236951 | 300157 |
| 17 | Rewari | 35378 | 217800 | 253178 |
| 18 | Rohtak | 71098 | 253835 | 324933 |
| 19 | Sirsa | 93661 | 464163 | 557824 |
| 20 | Sonipat | 89716 | 362891 | 452607 |
| 21 | Yamunanagar | 54410 | 281136 | 335546 |
| Total | | 1409011 | 6484417 | 7893428 |

Table 3 : Details of Cattle by Age, Sex and Use in Rural and Urban Combined

State: HARYANA

| SNo. | District | Exotic / Crossbred Cattle | | | | | |
|--------------|--------------|---------------------------|------------------------------|-----------------------------|--|-------------|---------------|
| | | Male | | | | | Total Male |
| | | Upto 1.5 Years | Over 1.5 Years | | | | |
| | | | Used for Breeding Only | Used for Draught Only | Used for both Draught and Breeding | Others | |
| (1) | (2) | (3) | (4) | (5) | (6) | (7) | |
| 1 | Ambala | 5167 | 468 | 3883 | 718 | 134 | 10370 |
| 2 | Bhiwani | 7145 | 175 | 1426 | 169 | 276 | 9191 |
| 3 | Faridabad | 2038 | 200 | 185 | 89 | 69 | 2581 |
| 4 | Fatehabad | 3907 | 512 | 1778 | 35 | 171 | 6403 |
| 5 | Gurgaon | 5148 | 94 | 43 | 7 | 226 | 5518 |
| 6 | Hisar | 5799 | 258 | 1270 | 8 | 1135 | 8470 |
| 7 | Jhajjar | 4325 | 147 | 542 | 19 | 35 | 5068 |
| 8 | Jind | 2939 | 182 | 1360 | 55 | 116 | 4652 |
| 9 | Kaithal | 4343 | 373 | 2113 | 530 | 368 | 7727 |
| 10 | Kamal | 11950 | 495 | 3251 | 1681 | 452 | 17829 |
| 11 | Kurukshetra | 7731 | 183 | 2581 | 699 | 197 | 11391 |
| 12 | Mahendragarh | 3112 | 100 | 85 | 2 | 101 | 3400 |
| 13 | Mewat | 2264 | 39 | 282 | 22 | 24 | 2631 |
| 14 | Palwal | 2763 | 150 | 866 | 164 | 52 | 3995 |
| 15 | Panchkula | 914 | 42 | 848 | 47 | 67 | 1918 |
| 16 | Panipat | 4077 | 151 | 1203 | 131 | 80 | 5642 |
| 17 | Rewari | 4263 | 25 | 70 | 8 | 53 | 4419 |
| 18 | Rohtak | 2804 | 132 | 708 | 55 | 302 | 4001 |
| 19 | Sirsa | 12121 | 567 | 5365 | 226 | 1430 | 19709 |
| 20 | Sonipat | 7354 | 292 | 1754 | 329 | 413 | 10142 |
| 21 | Yamunanagar | 10638 | 311 | 2686 | 1019 | 168 | 14822 |
| Total | | 110802 | 4896 | 32299 | 6013 | 5869 | 159879 |

Table 4 : Details of Cattle by Age, Sex and Use in Rural and Urban Combined

State: HARYANA

| SNo. | District | Exotic / Crossbred Cattle | | | | | | | |
|--------------|--------------|---------------------------|----------------|----------------|---------------|-----------------|--------------|---------------|----------------------------|
| | | Female | | | | | | | Total Exotic/ Crossbred |
| | | Under 1 Year | 1 to 2.5 Years | Over 2.5 Years | | | | Total Female | |
| | | | | In Milk | Dry | Not Calved Once | Others | | |
| (1) | (8) | (9) | (10) | (11) | (12) | (13) | (14) | (15) | |
| 1 | Ambala | 8853 | 6662 | 19679 | 7980 | 1880 | 824 | 45878 | 56248 |
| 2 | Bhiwani | 11035 | 8809 | 19997 | 5649 | 786 | 179 | 46455 | 55646 |
| 3 | Faridabad | 3622 | 1869 | 8478 | 2428 | 324 | 51 | 16772 | 19353 |
| 4 | Fatehabad | 6404 | 5369 | 11804 | 4456 | 1227 | 298 | 29558 | 35961 |
| 5 | Gurgaon | 7213 | 4629 | 15224 | 4265 | 418 | 831 | 32580 | 38098 |
| 6 | Hisar | 7571 | 6408 | 14207 | 5218 | 999 | 1522 | 35925 | 44395 |
| 7 | Jhajjar | 5493 | 3553 | 10335 | 2887 | 586 | 252 | 23106 | 28174 |
| 8 | Jind | 4777 | 3457 | 7890 | 3665 | 406 | 259 | 20454 | 25106 |
| 9 | Kaithal | 6115 | 4963 | 12426 | 10421 | 913 | 571 | 35409 | 43136 |
| 10 | Kamal | 21839 | 17204 | 42606 | 19686 | 4167 | 1576 | 107078 | 124907 |
| 11 | Kurukshetra | 14410 | 13180 | 27810 | 11841 | 2099 | 467 | 69807 | 81198 |
| 12 | Mahendragarh | 6358 | 4299 | 11352 | 3211 | 439 | 172 | 25831 | 29231 |
| 13 | Mewat | 2688 | 1847 | 5397 | 2328 | 356 | 160 | 12776 | 15407 |
| 14 | Palwal | 3982 | 2446 | 7956 | 2963 | 534 | 40 | 17921 | 21916 |
| 15 | Panchkula | 1584 | 1137 | 3610 | 1010 | 203 | 7 | 7551 | 9469 |
| 16 | Panipat | 6164 | 4031 | 12271 | 3841 | 819 | 189 | 27315 | 32957 |
| 17 | Rewari | 7038 | 4468 | 12533 | 3282 | 473 | 42 | 27836 | 32255 |
| 18 | Rohtak | 3726 | 2523 | 7337 | 2307 | 535 | 310 | 16738 | 20739 |
| 19 | Sirsa | 20923 | 17655 | 37551 | 13241 | 3313 | 1687 | 94370 | 114079 |
| 20 | Sonipat | 11611 | 7430 | 21115 | 7161 | 1267 | 442 | 49026 | 59168 |
| 21 | Yamunanagar | 17180 | 14199 | 43066 | 15119 | 3949 | 325 | 93838 | 108660 |
| Total | | 178586 | 136138 | 352644 | 132959 | 25693 | 10204 | 836224 | 996103 |

Table 5 : Details of Cattle by Age and Sex and Use in Rural and Urban Combined

State: HARYANA

| SNo. | District | Indigenous Cattle | | | | | |
|--------------|--------------|-------------------|------------------------------|-----------------------------|--|--------------|---------------|
| | | Male | | | | | Total Male |
| | | Upto 2 Years | Over 2 Years | | | Total Male | |
| | | | Used for Breeding Only | Used for Draught Only | Used for both Draught and Breeding | | |
| (1) | (16) | (17) | (18) | (19) | (20) | (21) | |
| 1 | Ambala | 901 | 92 | 2475 | 143 | 58 | 3669 |
| 2 | Bhiwani | 9373 | 599 | 15385 | 109 | 1548 | 27014 |
| 3 | Faridabad | 1736 | 388 | 265 | 43 | 139 | 2571 |
| 4 | Fatehabad | 4206 | 828 | 18856 | 45 | 1734 | 25669 |
| 5 | Gurgaon | 3738 | 28 | 103 | 3 | 823 | 4695 |
| 6 | Hisar | 10430 | 1727 | 50920 | 679 | 2911 | 66667 |
| 7 | Jhajjar | 3067 | 171 | 2362 | 257 | 368 | 6225 |
| 8 | Jind | 9962 | 1083 | 44460 | 83 | 1291 | 56879 |
| 9 | Kaithal | 4881 | 740 | 14667 | 368 | 662 | 21318 |
| 10 | Kamal | 2308 | 203 | 1098 | 308 | 160 | 4077 |
| 11 | Kurukshetra | 1059 | 65 | 1024 | 65 | 187 | 2400 |
| 12 | Mahendragarh | 2745 | 293 | 666 | 79 | 214 | 3997 |
| 13 | Mewat | 2664 | 138 | 418 | 45 | 89 | 3354 |
| 14 | Palwal | 2167 | 168 | 1722 | 52 | 162 | 4271 |
| 15 | Panchkula | 961 | 60 | 6070 | 21 | 170 | 7282 |
| 16 | Panipat | 3078 | 266 | 996 | 87 | 361 | 4788 |
| 17 | Rewari | 1634 | 42 | 352 | 31 | 81 | 2140 |
| 18 | Rohtak | 5370 | 407 | 13315 | 177 | 749 | 20018 |
| 19 | Sirsa | 10732 | 774 | 18148 | 322 | 1129 | 31105 |
| 20 | Sonipat | 6134 | 172 | 3370 | 497 | 817 | 10990 |
| 21 | Yamunanagar | 765 | 184 | 963 | 164 | 44 | 2120 |
| Total | | 87911 | 8428 | 197635 | 3578 | 13697 | 311249 |

Table 6 : Details of Cattle by Age and Sex and Use in Rural and Urban Combined

State: HARVANA

| SNo. | District | Indigenous Cattle | | | | | | | | |
|--------------|--------------|-------------------|--------------|---------------|---------------|-----------------|--------------|---------------|-------------------------|----------------|
| | | Female | | | | | | | Total Indigenous Cattle | Total Cattle |
| | | Under 1 Year | 1 to 3 Years | Over 3 Years | | | | Total Female | | |
| | | | | In Milk | Dry | Not Calved Once | Others | | | |
| (1) | (22) | (23) | (24) | (25) | (26) | (27) | (28) | (29) | (30) | |
| 1 | Ambala | 1199 | 1627 | 2902 | 1702 | 371 | 129 | 7930 | 11599 | 67847 |
| 2 | Bhiwani | 9683 | 9901 | 16638 | 8366 | 1418 | 1676 | 47682 | 74696 | 130342 |
| 3 | Faridabad | 2574 | 1754 | 5610 | 3120 | 298 | 19 | 13375 | 15946 | 35299 |
| 4 | Fatehabad | 5108 | 7226 | 8654 | 9978 | 3124 | 4888 | 38978 | 64647 | 100608 |
| 5 | Gurgaon | 1981 | 2108 | 4836 | 6245 | 292 | 113 | 15575 | 20270 | 58368 |
| 6 | Hisar | 8890 | 8327 | 14787 | 10468 | 1456 | 6683 | 50611 | 117278 | 161673 |
| 7 | Jhajjar | 3945 | 3941 | 4987 | 3309 | 1456 | 2263 | 19901 | 26126 | 54300 |
| 8 | Jind | 7414 | 5816 | 12654 | 8652 | 1252 | 1213 | 37001 | 93880 | 118986 |
| 9 | Kaithal | 4665 | 4298 | 9024 | 6569 | 1498 | 3127 | 29181 | 50499 | 93635 |
| 10 | Kamal | 2947 | 3626 | 6962 | 5728 | 785 | 946 | 20994 | 25071 | 149978 |
| 11 | Kurukshetra | 1443 | 1579 | 3232 | 1783 | 318 | 1253 | 9608 | 12008 | 93206 |
| 12 | Mahendragarh | 3228 | 3259 | 5086 | 3985 | 529 | 1134 | 17221 | 21218 | 50449 |
| 13 | Mewat | 2850 | 2160 | 5868 | 3479 | 629 | 249 | 15235 | 18589 | 33996 |
| 14 | Palwal | 2536 | 1989 | 5069 | 2417 | 493 | 66 | 12570 | 16841 | 38757 |
| 15 | Panchkula | 1225 | 1002 | 3419 | 1597 | 82 | 3 | 7328 | 14610 | 24079 |
| 16 | Panipat | 3184 | 2602 | 5646 | 3831 | 507 | 1402 | 17172 | 21960 | 54917 |
| 17 | Rewari | 2294 | 1584 | 4262 | 1593 | 224 | 30 | 9987 | 12127 | 44382 |
| 18 | Rohtak | 4826 | 4236 | 6489 | 3605 | 967 | 609 | 20732 | 40750 | 61489 |
| 19 | Sirsa | 14093 | 13139 | 24465 | 12249 | 2576 | 2572 | 69094 | 100199 | 214278 |
| 20 | Sonipat | 6179 | 5871 | 8585 | 7113 | 1911 | 4327 | 33986 | 44976 | 104144 |
| 21 | Yamunanagar | 1167 | 1007 | 2320 | 1720 | 366 | 23 | 6603 | 8723 | 117383 |
| Total | | 91431 | 87052 | 161495 | 107509 | 20552 | 32725 | 500764 | 812013 | 1808116 |

Table 7 : Details of Buffaloes by Age,Sex and Use in Rural and Urban Combined For Male

State: HARYANA

| SNo. | District | Male | | | | | Total Male |
|--------------|--------------|-----------------|------------------------------|-----------------------------|--|-------------|---------------|
| | | Upto 2 Years | Over 2 Years | | | Others | |
| | | | Used for Breeding Only | Used for Draught Only | Used for both Draught and Breeding | | |
| (1) | (2) | (3) | (4) | (5) | (6) | (7) | |
| 1 | Ambala | 24972 | 805 | 2849 | 2175 | 343 | 31144 |
| 2 | Bhiwani | 67751 | 810 | 474 | 41 | 88 | 69164 |
| 3 | Faridabad | 15021 | 569 | 1099 | 1143 | 668 | 18500 |
| 4 | Fatehabad | 39385 | 735 | 148 | 64 | 93 | 40425 |
| 5 | Gurgaon | 21499 | 302 | 79 | 37 | 122 | 22039 |
| 6 | Hisar | 71300 | 966 | 116 | 86 | 377 | 72845 |
| 7 | Jhajjar | 36491 | 617 | 327 | 99 | 369 | 37903 |
| 8 | Jind | 71831 | 1158 | 8174 | 2966 | 747 | 84876 |
| 9 | Kaithal | 50640 | 2449 | 8256 | 8125 | 281 | 69751 |
| 10 | Kamal | 45413 | 1550 | 10002 | 8657 | 339 | 65961 |
| 11 | Kurukshetra | 26901 | 537 | 3900 | 3433 | 104 | 34875 |
| 12 | Mahendragarh | 29358 | 197 | 8 | 5 | 434 | 30002 |
| 13 | Mewat | 31561 | 592 | 658 | 135 | 234 | 33180 |
| 14 | Palwal | 35694 | 1557 | 3579 | 1193 | 290 | 42313 |
| 15 | Panchkula | 7073 | 88 | 11 | 53 | 107 | 7332 |
| 16 | Panipat | 37489 | 1401 | 10255 | 3507 | 124 | 52776 |
| 17 | Rewari | 28472 | 283 | 32 | 21 | 11 | 28819 |
| 18 | Rohtak | 40639 | 886 | 2681 | 1777 | 1096 | 47079 |
| 19 | Sirsa | 41458 | 1035 | 153 | 182 | 19 | 42847 |
| 20 | Sonipat | 51646 | 1123 | 10305 | 4625 | 885 | 68584 |
| 21 | Yamunanagar | 27653 | 762 | 4738 | 3410 | 905 | 37468 |
| Total | | 802247 | 18422 | 67844 | 41734 | 7636 | 937883 |

Table 8 : Details of Buffaloes by Age,Sex and Use in Rural and Urban Combined For Female

State: HARYANA

| SNo. | District | Female | | | | | | Total Female | Total Buffaloes |
|--------------|--------------|----------------|----------------|----------------|---------------|-----------------|-------------|----------------|-----------------|
| | | Under 1 Year | 1 to 3 Years | Over 3 Years | | | | | |
| | | | | In Milk | Dry | Not Calved Once | Others | | |
| (1) | (8) | (9) | (10) | (11) | (12) | (13) | (14) | (15) | |
| 1 | Ambala | 39547 | 33134 | 79678 | 29014 | 6383 | 340 | 188096 | 219240 |
| 2 | Bhiwani | 98064 | 123777 | 165062 | 58364 | 10332 | 99 | 455698 | 524862 |
| 3 | Faridabad | 21873 | 14070 | 48316 | 15906 | 2539 | 128 | 102832 | 121332 |
| 4 | Fatehabad | 58574 | 70952 | 101327 | 43463 | 6713 | 511 | 281540 | 321965 |
| 5 | Gurgaon | 29864 | 21044 | 59503 | 19265 | 1553 | 41 | 131270 | 153309 |
| 6 | Hisar | 97707 | 106901 | 157064 | 61101 | 13537 | 387 | 436697 | 509542 |
| 7 | Jhajjar | 50941 | 42235 | 85139 | 32757 | 5793 | 140 | 217005 | 254908 |
| 8 | Jind | 92157 | 102488 | 151498 | 62999 | 9336 | 601 | 419079 | 503955 |
| 9 | Kaithal | 70929 | 73510 | 142632 | 53460 | 11038 | 2085 | 353654 | 423405 |
| 10 | Kamal | 60391 | 57911 | 112132 | 49744 | 10997 | 482 | 291657 | 357618 |
| 11 | Kurukshetra | 47461 | 36308 | 69263 | 28606 | 6133 | 612 | 188383 | 223258 |
| 12 | Mahendragarh | 50848 | 54179 | 87234 | 35098 | 2965 | 497 | 230821 | 260823 |
| 13 | Mewat | 44667 | 29084 | 75841 | 37871 | 7343 | 224 | 195030 | 228210 |
| 14 | Palwal | 53808 | 40322 | 102129 | 40664 | 6814 | 244 | 243981 | 286294 |
| 15 | Panchkula | 12907 | 10736 | 27910 | 8389 | 1632 | 33 | 61607 | 68939 |
| 16 | Panipat | 45942 | 34759 | 76158 | 27788 | 7054 | 763 | 192464 | 245240 |
| 17 | Rewari | 42680 | 38669 | 73810 | 22221 | 2503 | 94 | 179977 | 208796 |
| 18 | Rohtak | 50095 | 45752 | 85773 | 29401 | 4881 | 463 | 216365 | 263444 |
| 19 | Sirsa | 64202 | 75109 | 108723 | 41819 | 10413 | 433 | 300699 | 343546 |
| 20 | Sonipat | 63793 | 54207 | 117473 | 37937 | 5691 | 778 | 279879 | 348463 |
| 21 | Yamunanagar | 38498 | 33572 | 76223 | 26504 | 4953 | 945 | 180695 | 218163 |
| Total | | 1134948 | 1098719 | 2002888 | 762371 | 138603 | 9900 | 5147429 | 6085312 |

Table 9: Details of Mithun by Age and Sex in Urban and rural combined

State: HARYANA

| SNo. | District | Under 3 Years | | | 3 Years and Above | | | Total Mithuns |
|------|--------------|---------------|----------|----------|-------------------|----------|----------|---------------|
| | | Male | Female | Total | Male | Female | Total | |
| | (1) | (2) | (3) | (4) | (5) | (6) | (7) | (8) |
| 1 | Ambala | 0 | 0 | 0 | 0 | 0 | 0 | 0 |
| 2 | Bhiwani | 0 | 0 | 0 | 0 | 0 | 0 | 0 |
| 3 | Faridabad | 0 | 0 | 0 | 0 | 0 | 0 | 0 |
| 4 | Fatehabad | 0 | 0 | 0 | 0 | 0 | 0 | 0 |
| 5 | Gurgaon | 0 | 0 | 0 | 0 | 0 | 0 | 0 |
| 6 | Hisar | 0 | 0 | 0 | 0 | 0 | 0 | 0 |
| 7 | Jhajjar | 0 | 0 | 0 | 0 | 0 | 0 | 0 |
| 8 | Jind | 0 | 0 | 0 | 0 | 0 | 0 | 0 |
| 9 | Kaithal | 0 | 0 | 0 | 0 | 0 | 0 | 0 |
| 10 | Karnal | 0 | 0 | 0 | 0 | 0 | 0 | 0 |
| 11 | Kurukshetra | 0 | 0 | 0 | 0 | 0 | 0 | 0 |
| 12 | Mahendragarh | 0 | 0 | 0 | 0 | 0 | 0 | 0 |
| 13 | Mewat | 0 | 0 | 0 | 0 | 0 | 0 | 0 |
| 14 | Palwal | 0 | 0 | 0 | 0 | 0 | 0 | 0 |
| 15 | Panchkula | 0 | 0 | 0 | 0 | 0 | 0 | 0 |
| 16 | Panipat | 0 | 0 | 0 | 0 | 0 | 0 | 0 |
| 17 | Rewari | 0 | 0 | 0 | 0 | 0 | 0 | 0 |
| 18 | Rohtak | 0 | 0 | 0 | 0 | 0 | 0 | 0 |
| 19 | Sirsa | 0 | 0 | 0 | 0 | 0 | 0 | 0 |
| 20 | Sonapat | 0 | 0 | 0 | 0 | 0 | 0 | 0 |
| 21 | Yamunanagar | 0 | 0 | 0 | 0 | 0 | 0 | 0 |
| | Total | 0 | 0 | 0 | 0 | 0 | 0 | 0 |

Table 10 : Details of Yaks by Age and Sex Rural and Urban Combined

State: HARYANA

| SNo. | District | Under 3 Years | | | 3 Years and Above | | | Total Yaks |
|--------------|--------------|---------------|----------|----------|-------------------|----------|----------|------------|
| | | Male | Female | Total | Male | Female | Total | |
| | (1) | (2) | (3) | (4) | (5) | (6) | (7) | (8) |
| 1 | Ambala | 0 | 0 | 0 | 0 | 0 | 0 | 0 |
| 2 | Bhiwani | 0 | 0 | 0 | 0 | 0 | 0 | 0 |
| 3 | Faridabad | 0 | 0 | 0 | 0 | 0 | 0 | 0 |
| 4 | Fatehabad | 0 | 0 | 0 | 0 | 0 | 0 | 0 |
| 5 | Gurgaon | 0 | 0 | 0 | 0 | 0 | 0 | 0 |
| 6 | Hisar | 0 | 0 | 0 | 0 | 0 | 0 | 0 |
| 7 | Jhajjar | 0 | 0 | 0 | 0 | 0 | 0 | 0 |
| 8 | Jind | 0 | 0 | 0 | 0 | 0 | 0 | 0 |
| 9 | Kaithal | 0 | 0 | 0 | 0 | 0 | 0 | 0 |
| 10 | Karnal | 0 | 0 | 0 | 0 | 0 | 0 | 0 |
| 11 | Kurukshetra | 0 | 0 | 0 | 0 | 0 | 0 | 0 |
| 12 | Mahendragarh | 0 | 0 | 0 | 0 | 0 | 0 | 0 |
| 13 | Mewat | 0 | 0 | 0 | 0 | 0 | 0 | 0 |
| 14 | Palwal | 0 | 0 | 0 | 0 | 0 | 0 | 0 |
| 15 | Panchkula | 0 | 0 | 0 | 0 | 0 | 0 | 0 |
| 16 | Panipat | 0 | 0 | 0 | 0 | 0 | 0 | 0 |
| 17 | Rewari | 0 | 0 | 0 | 0 | 0 | 0 | 0 |
| 18 | Rohtak | 0 | 0 | 0 | 0 | 0 | 0 | 0 |
| 19 | Sirsa | 0 | 0 | 0 | 0 | 0 | 0 | 0 |
| 20 | Sonipat | 0 | 0 | 0 | 0 | 0 | 0 | 0 |
| 21 | Yamunanagar | 0 | 0 | 0 | 0 | 0 | 0 | 0 |
| Total | | 0 | 0 | 0 | 0 | 0 | 0 | 0 |

Table 11 : Details of Sheep by Age and Sex in Rural and Urban Combined For Exotic Crossbred

State: HARYANA

| SNo. | District | Exotic / Crossbred Sheep | | | | | | Total Exotic / Crossbred Sheep |
|--------------|--------------|--------------------------|------------------|--------------|--------------|------------------|--------------|--------------------------------|
| | | Male | | | Female | | | |
| | | Under 1 year | 1 Year and Above | Total | Under 1 year | 1 Year and Above | Total | |
| (1) | (2) | (3) | (4) | (5) | (6) | (7) | (8) | |
| 1 | Ambala | 481 | 315 | 796 | 911 | 2409 | 3320 | 4116 |
| 2 | Bhiwani | 436 | 271 | 707 | 745 | 2099 | 2844 | 3551 |
| 3 | Faridabad | 255 | 315 | 570 | 361 | 742 | 1103 | 1673 |
| 4 | Fatehabad | 55 | 62 | 117 | 110 | 452 | 562 | 679 |
| 5 | Gurgaon | 29 | 41 | 70 | 51 | 294 | 345 | 415 |
| 6 | Hisar | 768 | 418 | 1186 | 1594 | 5298 | 6892 | 8078 |
| 7 | Jhajjar | 433 | 365 | 798 | 485 | 780 | 1265 | 2063 |
| 8 | Jind | 223 | 144 | 367 | 252 | 789 | 1041 | 1408 |
| 9 | Kaithal | 703 | 659 | 1362 | 579 | 1260 | 1839 | 3201 |
| 10 | Kamal | 386 | 629 | 1015 | 641 | 1686 | 2327 | 3342 |
| 11 | Kurukshetra | 439 | 312 | 751 | 770 | 1788 | 2558 | 3309 |
| 12 | Mahendragarh | 192 | 111 | 303 | 291 | 787 | 1078 | 1381 |
| 13 | Mewat | 52 | 48 | 100 | 71 | 137 | 208 | 308 |
| 14 | Palwal | 208 | 174 | 382 | 199 | 438 | 637 | 1019 |
| 15 | Panchkula | 92 | 55 | 147 | 108 | 393 | 501 | 648 |
| 16 | Panipat | 204 | 240 | 444 | 302 | 1006 | 1308 | 1752 |
| 17 | Rewari | 89 | 135 | 224 | 208 | 582 | 790 | 1014 |
| 18 | Rohtak | 395 | 412 | 807 | 366 | 665 | 1031 | 1838 |
| 19 | Sirsa | 3558 | 284 | 3842 | 651 | 1401 | 2052 | 5894 |
| 20 | Sonipat | 189 | 202 | 391 | 254 | 545 | 799 | 1190 |
| 21 | Yamunanagar | 649 | 509 | 1158 | 926 | 2737 | 3663 | 4821 |
| Total | | 9836 | 5701 | 15537 | 9875 | 26288 | 36163 | 51700 |

Table 12 : Details of Sheep by Age and Sex in Rural and Urban Combined For Indigenous

State: HARYANA

| SNo. | District | Indigenous Sheep | | | | | | Total Indigenous Sheep | Total Sheep |
|--------------|--------------|------------------|------------------|------------------------|--------------|------------------|---------------|------------------------|---------------|
| | | Male | | | Female | | | | |
| | | Under 1 year | 1 Year and Above | Total Indigenous Sheep | Under 1 year | 1 Year and Above | Total | | |
| (1) | (9) | (10) | (11) | (12) | (13) | (14) | (15) | (16) | |
| 1 | Ambala | 1161 | 745 | 1906 | 1816 | 4861 | 6677 | 8583 | 12699 |
| 2 | Bhiwani | 6219 | 3278 | 9497 | 9950 | 27272 | 37222 | 46719 | 50270 |
| 3 | Faridabad | 123 | 162 | 285 | 242 | 673 | 915 | 1200 | 2873 |
| 4 | Fatehabad | 1745 | 1076 | 2821 | 3128 | 10626 | 13754 | 16575 | 17254 |
| 5 | Gurgaon | 251 | 212 | 463 | 449 | 1137 | 1586 | 2049 | 2464 |
| 6 | Hisar | 4773 | 2738 | 7511 | 8094 | 25360 | 33454 | 40965 | 49043 |
| 7 | Jhajjar | 2509 | 1339 | 3848 | 4532 | 9368 | 13900 | 17748 | 19811 |
| 8 | Jind | 2896 | 1872 | 4768 | 5505 | 16385 | 21890 | 26658 | 28066 |
| 9 | Kaithal | 1934 | 1405 | 3339 | 2539 | 7406 | 9945 | 13284 | 16485 |
| 10 | Karnal | 1457 | 1227 | 2684 | 2524 | 6545 | 9069 | 11753 | 15095 |
| 11 | Kurukshetra | 744 | 576 | 1320 | 1343 | 4072 | 5415 | 6735 | 10044 |
| 12 | Mahendragarh | 3162 | 1182 | 4344 | 4836 | 13821 | 18657 | 23001 | 24382 |
| 13 | Mewat | 883 | 741 | 1624 | 1704 | 4471 | 6175 | 7799 | 8107 |
| 14 | Palwal | 1325 | 1267 | 2592 | 2274 | 5737 | 8011 | 10603 | 11622 |
| 15 | Panchkula | 286 | 134 | 420 | 457 | 1942 | 2399 | 2819 | 3467 |
| 16 | Panipat | 582 | 589 | 1171 | 1254 | 2736 | 3990 | 5161 | 6913 |
| 17 | Rewari | 784 | 440 | 1224 | 1473 | 4973 | 6446 | 7670 | 8684 |
| 18 | Rohtak | 1579 | 1390 | 2969 | 2969 | 8346 | 11315 | 14284 | 16122 |
| 19 | Sirsa | 4280 | 4797 | 9077 | 7399 | 19518 | 26917 | 35994 | 41888 |
| 20 | Sonipat | 643 | 531 | 1174 | 1359 | 3699 | 5058 | 6232 | 7422 |
| 21 | Yamunanagar | 556 | 410 | 966 | 1142 | 2977 | 4119 | 5085 | 9906 |
| Total | | 37892 | 26111 | 64003 | 64989 | 181925 | 246914 | 310917 | 362617 |

Table 13: Details of Goats by Age, Sex and Use in Rural and Urban Combined

State: HARYANA

| SNo. | District | Male | | | Female | | | | Total Goats | |
|--------------|--------------|--------------|------------------|--------------|--------------|------------------|--------------|-----------------|---------------|---------------|
| | | Under 1 Year | 1 Year and Above | Total | Under 1 Year | 1 Year and Above | | | | Total |
| | | | | | | In Milk | Dry | Not Calved Once | | |
| (1) | (2) | (3) | (4) | (5) | (6) | (7) | (8) | (9) | (10) | |
| 1 | Ambala | 979 | 562 | 1541 | 1414 | 3137 | 1377 | 331 | 6259 | 7800 |
| 2 | Bhiwani | 7041 | 2760 | 9801 | 10513 | 18204 | 10375 | 2014 | 41106 | 50907 |
| 3 | Faridabad | 1785 | 1377 | 3162 | 2243 | 3697 | 2259 | 336 | 8535 | 11697 |
| 4 | Fatehabad | 1347 | 819 | 2166 | 2522 | 4576 | 3300 | 398 | 10796 | 12962 |
| 5 | Gurgaon | 1401 | 720 | 2121 | 1909 | 4437 | 2817 | 271 | 9434 | 11555 |
| 6 | Hisar | 2641 | 1460 | 4101 | 4390 | 6677 | 5343 | 1449 | 17859 | 21960 |
| 7 | Jhajjar | 1358 | 853 | 2211 | 2144 | 3311 | 2148 | 567 | 8170 | 10381 |
| 8 | Jind | 1165 | 618 | 1783 | 2275 | 3378 | 2465 | 409 | 8527 | 10310 |
| 9 | Kaithal | 1156 | 986 | 2142 | 1834 | 2749 | 2065 | 357 | 7005 | 9147 |
| 10 | Kamal | 1192 | 1110 | 2302 | 2381 | 3711 | 2721 | 477 | 9290 | 11592 |
| 11 | Kurukshetra | 503 | 422 | 925 | 1043 | 1496 | 1112 | 185 | 3836 | 4761 |
| 12 | Mahendragarh | 8168 | 1770 | 9938 | 11782 | 19872 | 11771 | 1330 | 44755 | 54693 |
| 13 | Mewat | 5640 | 3397 | 9037 | 7203 | 12509 | 8258 | 1164 | 29134 | 38171 |
| 14 | Palwal | 1172 | 869 | 2041 | 1725 | 3147 | 2203 | 234 | 7309 | 9350 |
| 15 | Panchkula | 915 | 737 | 1652 | 1448 | 3147 | 1755 | 197 | 6547 | 8199 |
| 16 | Panipat | 650 | 626 | 1276 | 980 | 1719 | 1301 | 129 | 4129 | 5405 |
| 17 | Rewari | 2675 | 1005 | 3680 | 4525 | 9719 | 4486 | 827 | 19557 | 23237 |
| 18 | Rohtak | 767 | 510 | 1277 | 1289 | 2145 | 1467 | 303 | 5204 | 6481 |
| 19 | Sirsa | 4820 | 2429 | 7249 | 8596 | 14171 | 9826 | 1882 | 34475 | 41724 |
| 20 | Sonipat | 999 | 904 | 1903 | 1437 | 3247 | 1870 | 181 | 6735 | 8638 |
| 21 | Yamunanagar | 1260 | 961 | 2221 | 1920 | 3494 | 2245 | 266 | 7925 | 10146 |
| Total | | 47634 | 24895 | 72529 | 73573 | 128543 | 81164 | 13307 | 296587 | 369116 |

Table 14: Details of Pigs by age and sex in Rural and Urban Combined For Exotic Crossbred

State: HARYANA

SNo. District Exotic / Crossbred Pigs Total Exotic /

| | | Male | | | Female | | | Crossbred Pigs |
|--------------|--------------|----------------|------------------|--------------|----------------|------------------|--------------|----------------|
| | | Under 6 Months | 6 Months & Above | Total | Under 6 Months | 6 Months & Above | Total | |
| | (1) | (2) | (3) | (4) | (5) | (6) | (7) | (8) |
| 1 | Ambala | 496 | 395 | 891 | 683 | 780 | 1463 | 2354 |
| 2 | Bhiwani | 992 | 608 | 1600 | 1135 | 1186 | 2321 | 3921 |
| 3 | Faridabad | 453 | 602 | 1055 | 363 | 533 | 896 | 1951 |
| 4 | Fatehabad | 127 | 116 | 243 | 104 | 147 | 251 | 494 |
| 5 | Gurgaon | 463 | 376 | 839 | 843 | 642 | 1485 | 2324 |
| 6 | Hisar | 490 | 454 | 944 | 589 | 608 | 1197 | 2141 |
| 7 | Jhajjar | 810 | 411 | 1221 | 1042 | 822 | 1864 | 3085 |
| 8 | Jind | 489 | 366 | 855 | 613 | 695 | 1308 | 2163 |
| 9 | Kaithal | 1388 | 978 | 2366 | 937 | 1042 | 1979 | 4345 |
| 10 | Karnal | 987 | 718 | 1705 | 1348 | 1735 | 3083 | 4788 |
| 11 | Kurukshetra | 511 | 321 | 832 | 662 | 681 | 1343 | 2175 |
| 12 | Mahendragarh | 130 | 65 | 195 | 93 | 130 | 223 | 418 |
| 13 | Mewat | 179 | 160 | 339 | 145 | 263 | 408 | 747 |
| 14 | Palwal | 235 | 203 | 438 | 278 | 383 | 661 | 1099 |
| 15 | Panchkula | 200 | 157 | 357 | 214 | 403 | 617 | 974 |
| 16 | Panipat | 500 | 400 | 900 | 533 | 607 | 1140 | 2040 |
| 17 | Rewari | 513 | 391 | 904 | 562 | 315 | 877 | 1781 |
| 18 | Rohtak | 1299 | 729 | 2028 | 1651 | 1408 | 3059 | 5087 |
| 19 | Sirsa | 77 | 65 | 142 | 97 | 100 | 197 | 339 |
| 20 | Sonipat | 1083 | 854 | 1937 | 1265 | 1313 | 2578 | 4515 |
| 21 | Yamunanagar | 639 | 664 | 1303 | 726 | 1022 | 1748 | 3051 |
| Total | | 12061 | 9033 | 21094 | 13883 | 14815 | 28698 | 49792 |

Table 15 : Details of Pigs by age and sex in Rural and Urban Combined For Indigenous

State: HARYANA

| SNo. | District | Indigenous Pigs | | | | | | Total Indigenous Pigs | Total Pigs |
|--------------|--------------|-----------------|------------------|--------------|----------------|------------------|--------------|-----------------------|---------------|
| | | Male | | | Female | | | | |
| | | Under 6 Months | 6 Months & Above | Total | Under 6 Months | 6 Months & Above | Total | | |
| (1) | (9) | (10) | (11) | (12) | (13) | (14) | (15) | (16) | |
| 1 | Ambala | 604 | 470 | 1074 | 964 | 835 | 1799 | 2873 | 5227 |
| 2 | Bhiwani | 1067 | 774 | 1841 | 1165 | 1587 | 2752 | 4593 | 8514 |
| 3 | Faridabad | 442 | 538 | 980 | 573 | 721 | 1294 | 2274 | 4225 |
| 4 | Fatehabad | 774 | 639 | 1413 | 1256 | 1832 | 3088 | 4501 | 4995 |
| 5 | Gurgaon | 562 | 757 | 1319 | 875 | 1019 | 1894 | 3213 | 5537 |
| 6 | Hisar | 1446 | 1048 | 2494 | 2172 | 2168 | 4340 | 6834 | 8975 |
| 7 | Jhajjar | 945 | 776 | 1721 | 1437 | 1561 | 2998 | 4719 | 7804 |
| 8 | Jind | 1788 | 1244 | 3032 | 2703 | 3031 | 5734 | 8766 | 10929 |
| 9 | Kaithal | 1611 | 1222 | 2833 | 1585 | 2037 | 3622 | 6455 | 10800 |
| 10 | Karnal | 919 | 714 | 1633 | 1292 | 1358 | 2650 | 4283 | 9071 |
| 11 | Kurukshetra | 286 | 229 | 515 | 354 | 474 | 828 | 1343 | 3518 |
| 12 | Mahendragarh | 249 | 198 | 447 | 286 | 349 | 635 | 1082 | 1500 |
| 13 | Mewat | 739 | 881 | 1620 | 528 | 558 | 1086 | 2706 | 3453 |
| 14 | Palwal | 497 | 630 | 1127 | 922 | 1160 | 2082 | 3209 | 4308 |
| 15 | Panchkula | 80 | 65 | 145 | 116 | 165 | 281 | 426 | 1400 |
| 16 | Panipat | 908 | 628 | 1536 | 1085 | 1284 | 2369 | 3905 | 5945 |
| 17 | Rewari | 200 | 149 | 349 | 290 | 268 | 558 | 907 | 2688 |
| 18 | Rohtak | 1222 | 932 | 2154 | 1740 | 1916 | 3656 | 5810 | 10897 |
| 19 | Sirsa | 238 | 266 | 504 | 272 | 338 | 610 | 1114 | 1453 |
| 20 | Sonipat | 1364 | 1366 | 2730 | 1907 | 2011 | 3918 | 6648 | 11163 |
| 21 | Yamunanagar | 258 | 286 | 544 | 460 | 488 | 948 | 1492 | 4543 |
| Total | | 16199 | 13812 | 30011 | 21982 | 25160 | 47142 | 77153 | 126945 |

Table 16 : Details of Horses & Ponies by Age, Sex and Use in Rural and Urban Combined

State: HARVANA

| SNo. | District | Male | | | Female | | | Total Horses & Ponies | |
|--------------|--------------|--------------|----------------------------|----------------|--------------|--------------|------------------|-----------------------|--------------|
| | | Under 3 Year | 3 Year and Above | | Total | Under 3 Year | 3 Year and Above | | Total |
| | | | Used for Cart and Carriaae | Used for Soort | | | | | |
| (1) | (2) | (3) | (4) | (5) | (6) | (7) | (8) | (9) | |
| 1 | Ambala | 10237 | 277 | 51 | 10565 | 213 | 761 | 974 | 11539 |
| 2 | Bhiwani | 227 | 365 | 24 | 616 | 318 | 993 | 1311 | 1927 |
| 3 | Faridabad | 14 | 63 | 4 | 81 | 37 | 139 | 176 | 257 |
| 4 | Fatehabad | 210 | 333 | 24 | 567 | 285 | 684 | 969 | 1536 |
| 5 | Gurgaon | 163 | 129 | 51 | 343 | 232 | 532 | 764 | 1107 |
| 6 | Hisar | 204 | 325 | 15 | 544 | 312 | 742 | 1054 | 1598 |
| 7 | Jhajjar | 59 | 107 | 11 | 177 | 133 | 378 | 511 | 688 |
| 8 | Jind | 220 | 551 | 19 | 790 | 312 | 963 | 1275 | 2065 |
| 9 | Kaithal | 359 | 556 | 66 | 981 | 488 | 974 | 1462 | 2443 |
| 10 | Kamal | 300 | 471 | 35 | 806 | 684 | 1471 | 2155 | 2961 |
| 11 | Kurukshetra | 143 | 274 | 16 | 433 | 239 | 742 | 981 | 1414 |
| 12 | Mahendragarh | 68 | 118 | 14 | 200 | 104 | 509 | 613 | 813 |
| 13 | Mewat | 48 | 60 | 0 | 108 | 53 | 120 | 173 | 281 |
| 14 | Palwal | 46 | 142 | 8 | 196 | 57 | 194 | 251 | 447 |
| 15 | Panchkula | 24 | 32 | 14 | 70 | 44 | 100 | 144 | 214 |
| 16 | Panipat | 150 | 270 | 19 | 439 | 300 | 768 | 1068 | 1507 |
| 17 | Rewari | 86 | 99 | 7 | 192 | 105 | 245 | 350 | 542 |
| 18 | Rohtak | 110 | 146 | 13 | 269 | 174 | 574 | 748 | 1017 |
| 19 | Sirsa | 137 | 269 | 69 | 475 | 242 | 607 | 849 | 1324 |
| 20 | Sonipat | 232 | 228 | 38 | 498 | 321 | 771 | 1092 | 1590 |
| 21 | Yamunanagar | 290 | 327 | 15 | 632 | 121 | 632 | 753 | 1385 |
| Total | | 13327 | 5142 | 513 | 18982 | 4774 | 12899 | 17673 | 36655 |

Table 17 : Details of Mules and Donkeys by age and sex in Rural and Urban Combined Areas

State: HARYANA

| SNo. | District | Mules | | | Donkeys | | | | | | |
|--------------|--------------|--------------|------------------|-------------|--------------|------------------|-------------|--------------|------------------|-------------|---------------|
| | | Under 3 year | 3 Year and Above | Total Mules | Male | | | Female | | | Total Donkeys |
| | | | | | Under 3 year | 3 Year and Above | Total | Under 3 year | 3 Year and Above | Total | |
| (1) | (2) | (3) | (4) | (5) | (6) | (7) | (8) | (9) | (10) | (11) | |
| 1 | Ambala | 59 | 131 | 190 | 6 | 13 | 19 | 4 | 12 | 16 | 35 |
| 2 | Bhiwani | 206 | 840 | 1046 | 44 | 170 | 214 | 39 | 114 | 153 | 367 |
| 3 | Faridabad | 12 | 64 | 76 | 22 | 47 | 69 | 19 | 27 | 46 | 115 |
| 4 | Fatehabad | 40 | 237 | 277 | 33 | 31 | 64 | 4 | 49 | 53 | 117 |
| 5 | Gurgaon | 49 | 261 | 310 | 36 | 197 | 233 | 13 | 80 | 93 | 326 |
| 6 | Hisar | 118 | 543 | 661 | 8 | 68 | 76 | 11 | 65 | 76 | 152 |
| 7 | Jhajjar | 240 | 677 | 917 | 40 | 75 | 115 | 31 | 44 | 75 | 190 |
| 8 | Jind | 196 | 456 | 652 | 16 | 55 | 71 | 14 | 29 | 43 | 114 |
| 9 | Kaithal | 132 | 293 | 425 | 36 | 27 | 63 | 18 | 41 | 59 | 122 |
| 10 | Kamal | 76 | 195 | 271 | 153 | 72 | 225 | 5 | 17 | 22 | 247 |
| 11 | Kurukshetra | 52 | 103 | 155 | 3 | 0 | 3 | 2 | 10 | 12 | 15 |
| 12 | Mahendragarh | 86 | 325 | 411 | 5 | 36 | 41 | 3 | 18 | 21 | 62 |
| 13 | Mewat | 26 | 96 | 122 | 36 | 41 | 77 | 7 | 27 | 34 | 111 |
| 14 | Palwal | 42 | 184 | 226 | 23 | 58 | 81 | 21 | 33 | 54 | 135 |
| 15 | Panchkula | 12 | 237 | 249 | 30 | 34 | 64 | 11 | 46 | 57 | 121 |
| 16 | Panipat | 34 | 101 | 135 | 7 | 10 | 17 | 13 | 4 | 17 | 34 |
| 17 | Rewari | 117 | 722 | 839 | 8 | 71 | 79 | 5 | 16 | 21 | 100 |
| 18 | Rohtak | 100 | 447 | 547 | 10 | 68 | 78 | 7 | 19 | 26 | 104 |
| 19 | Sirsa | 137 | 663 | 800 | 47 | 71 | 118 | 43 | 162 | 205 | 323 |
| 20 | Sonipat | 101 | 395 | 496 | 17 | 47 | 64 | 8 | 38 | 46 | 110 |
| 21 | Yamunanagar | 43 | 161 | 204 | 0 | 3 | 3 | 0 | 0 | 0 | 3 |
| Total | | 1878 | 7131 | 9009 | 580 | 1194 | 1774 | 278 | 851 | 1129 | 2903 |

Table 18 : Details of Camels by Age and Sex in Rural and Urban Combined

State: HARVANA

| SNo. | District | Male | | | Female | | | Total Camel |
|--------------|--------------|---------------|-------------------|-------------|---------------|-------------------|--------------|--------------|
| | | Under 4 Years | 4 Years and Above | Total | Under 4 Years | 4 Years and Above | Total | |
| | (1) | (2) | (3) | (4) | (5) | (6) | (7) | (8) |
| 1 | Ambala | 0 | 0 | 0 | 0 | 0 | 0 | 0 |
| 2 | Bhiwani | 314 | 1234 | 1548 | 607 | 3249 | 3856 | 5404 |
| 3 | Faridabad | 1 | 7 | 8 | 0 | 0 | 0 | 8 |
| 4 | Fatehabad | 81 | 218 | 299 | 236 | 1305 | 1541 | 1840 |
| 5 | Gurgaon | 8 | 57 | 65 | 10 | 16 | 26 | 91 |
| 6 | Hisar | 23 | 150 | 173 | 159 | 1285 | 1444 | 1617 |
| 7 | Jhajjar | 3 | 33 | 36 | 12 | 64 | 76 | 112 |
| 8 | Jind | 13 | 22 | 35 | 12 | 55 | 67 | 102 |
| 9 | Kaithal | 1 | 5 | 6 | 0 | 0 | 0 | 6 |
| 10 | Karnal | 16 | 37 | 53 | 15 | 27 | 42 | 95 |
| 11 | Kurukshetra | 0 | 0 | 0 | 0 | 1 | 1 | 1 |
| 12 | Mahendragarh | 279 | 1557 | 1836 | 308 | 1447 | 1755 | 3591 |
| 13 | Mewat | 9 | 85 | 94 | 24 | 12 | 36 | 130 |
| 14 | Palwal | 0 | 10 | 10 | 0 | 0 | 0 | 10 |
| 15 | Panchkula | 7 | 41 | 48 | 0 | 0 | 0 | 48 |
| 16 | Panipat | 0 | 2 | 2 | 0 | 0 | 0 | 2 |
| 17 | Rewari | 104 | 434 | 538 | 77 | 389 | 466 | 1004 |
| 18 | Rohtak | 2 | 5 | 7 | 0 | 7 | 7 | 14 |
| 19 | Sirsa | 132 | 711 | 843 | 407 | 3516 | 3923 | 4766 |
| 20 | Sonipat | 0 | 1 | 1 | 0 | 0 | 0 | 1 |
| 21 | Yamunanagar | 0 | 0 | 0 | 1 | 2 | 3 | 3 |
| Total | | 993 | 4609 | 5602 | 1868 | 11375 | 13243 | 18845 |

Table 19: Details of Dogs, Rabbits and Elephants in Rural and Urban Combined

State: HARYANA

| SNo. | District | Dogs | | | Rabbits | | | Elephants | | |
|--------------|--------------|---------------|--------------|---------------|-------------|-------------|--------------|------------|-----------|------------|
| | | Male | Female | Total | Male | Female | Total | Male | Female | Total |
| | (1) | (2) | (3) | (4) | (5) | (6) | (7) | (8) | (9) | (10) |
| 1 | Ambala | 6943 | 3478 | 10421 | 530 | 626 | 1156 | 1 | 0 | 1 |
| 2 | Bhiwani | 11110 | 4113 | 15223 | 538 | 742 | 1280 | 0 | 0 | 0 |
| 3 | Faridabad | 6651 | 1978 | 8629 | 159 | 123 | 282 | 1 | 0 | 1 |
| 4 | Fatehabad | 7569 | 1932 | 9501 | 154 | 288 | 442 | 0 | 0 | 0 |
| 5 | Gurgaon | 17731 | 5707 | 23438 | 153 | 140 | 293 | 0 | 0 | 0 |
| 6 | Hisar | 7094 | 2917 | 10011 | 38 | 41 | 79 | 0 | 0 | 0 |
| 7 | Jhajjar | 5617 | 2113 | 7730 | 75 | 60 | 135 | 0 | 0 | 0 |
| 8 | Jind | 2817 | 993 | 3810 | 809 | 234 | 1043 | 0 | 0 | 0 |
| 9 | Kaithal | 4996 | 1988 | 6984 | 269 | 235 | 504 | 120 | 0 | 120 |
| 10 | Karnal | 7433 | 2912 | 10345 | 833 | 1523 | 2356 | 177 | 0 | 177 |
| 11 | Kurukshetra | 5181 | 1649 | 6830 | 501 | 1459 | 1960 | 1 | 3 | 4 |
| 12 | Mahendragarh | 5356 | 2290 | 7646 | 175 | 53 | 228 | 0 | 0 | 0 |
| 13 | Mewat | 573 | 170 | 743 | 82 | 97 | 179 | 5 | 0 | 5 |
| 14 | Palwal | 1291 | 553 | 1844 | 43 | 40 | 83 | 0 | 11 | 11 |
| 15 | Panchkula | 3482 | 802 | 4284 | 20 | 0 | 20 | 0 | 0 | 0 |
| 16 | Panipat | 2310 | 676 | 2986 | 157 | 269 | 426 | 0 | 0 | 0 |
| 17 | Rewari | 4365 | 1931 | 6296 | 13 | 13 | 26 | 0 | 0 | 0 |
| 18 | Rohtak | 3825 | 1288 | 5113 | 53 | 146 | 199 | 0 | 0 | 0 |
| 19 | Sirsa | 16657 | 4834 | 21491 | 252 | 453 | 705 | 0 | 0 | 0 |
| 20 | Sonipat | 5230 | 2192 | 7422 | 73 | 36 | 109 | 0 | 0 | 0 |
| 21 | Yamunanagar | 5995 | 1941 | 7936 | 719 | 883 | 1602 | 205 | 0 | 205 |
| Total | | 132226 | 46457 | 178683 | 5646 | 7461 | 13107 | 510 | 14 | 524 |

Table 20 : Details of Backyard Poultry in Rural and Urban Combined For Fowls

State: HARYANA

| SNo. | District | Fowls | | | | | |
|--------------|--------------|--------------|--------------|--------------|--------------|--------------|--------------|
| | | Cocks | | | Hens | | |
| | | Desi | Improved | Total | Desi | Improved | Total |
| (1) | (2) | (3) | (4) | (5) | (6) | (7) | |
| 1 | Ambala | 2690 | 758 | 3448 | 2842 | 488 | 3330 |
| 2 | Bhiwani | 4076 | 296 | 4372 | 4624 | 902 | 5526 |
| 3 | Faridabad | 2057 | 250 | 2307 | 4289 | 171 | 4460 |
| 4 | Fatehabad | 1940 | 102 | 2042 | 3834 | 193 | 4027 |
| 5 | Gurgaon | 542 | 685 | 1227 | 958 | 534 | 1492 |
| 6 | Hisar | 2006 | 205 | 2211 | 3278 | 1471 | 4749 |
| 7 | Jhajjar | 1416 | 812 | 2228 | 2305 | 750 | 3055 |
| 8 | Jind | 2345 | 28 | 2373 | 4979 | 121 | 5100 |
| 9 | Kaithal | 3197 | 433 | 3630 | 5396 | 805 | 6201 |
| 10 | Karnal | 2543 | 441 | 2984 | 5498 | 739 | 6237 |
| 11 | Kurukshetra | 1693 | 393 | 2086 | 4075 | 651 | 4726 |
| 12 | Mahendragarh | 748 | 2145 | 2893 | 1334 | 837 | 2171 |
| 13 | Mewat | 4611 | 687 | 5298 | 8062 | 552 | 8614 |
| 14 | Palwal | 1046 | 93 | 1139 | 1899 | 224 | 2123 |
| 15 | Panchkula | 211 | 26 | 237 | 369 | 77 | 446 |
| 16 | Panipat | 1594 | 174 | 1768 | 2922 | 344 | 3266 |
| 17 | Rewari | 594 | 451 | 1045 | 1099 | 555 | 1654 |
| 18 | Rohtak | 1255 | 126 | 1381 | 2200 | 207 | 2407 |
| 19 | Sirsa | 3949 | 167 | 4116 | 6088 | 600 | 6688 |
| 20 | Sonipat | 1536 | 460 | 1996 | 2327 | 372 | 2699 |
| 21 | Yamunanagar | 680 | 2644 | 3324 | 1235 | 1370 | 2605 |
| Total | | 40729 | 11376 | 52105 | 69613 | 11963 | 81576 |

Table 21 : Details of Backyard Poultry in Rural and Urban Combined For Fowls under Chickens below 5 Months

State: HARYANA

| SNo. | District | Fowls | | | |
|--------------|--------------|-------------------------|--------------|--------------|---------------|
| | | Chickens Below 5 Months | | | Total Fowls |
| | | Desi | Improved | Total | |
| (1) | (8) | (9) | (10) | (11) | |
| 1 | Ambala | 1195 | 452 | 1647 | 8425 |
| 2 | Bhiwani | 910 | 1300 | 2210 | 12108 |
| 3 | Faridabad | 4414 | 67 | 4481 | 11248 |
| 4 | Fatehabad | 1626 | 275 | 1901 | 7970 |
| 5 | Gurgaon | 389 | 54 | 443 | 3162 |
| 6 | Hisar | 2079 | 520 | 2599 | 9559 |
| 7 | Jhajjar | 892 | 85 | 977 | 6260 |
| 8 | Jind | 2905 | 39 | 2944 | 10417 |
| 9 | Kaithal | 2936 | 750 | 3686 | 13517 |
| 10 | Karnal | 2115 | 585 | 2700 | 11921 |
| 11 | Kurukshetra | 806 | 240 | 1046 | 7858 |
| 12 | Mahendragarh | 398 | 55 | 453 | 5517 |
| 13 | Mewat | 8935 | 1606 | 10541 | 24453 |
| 14 | Palwal | 1512 | 429 | 1941 | 5203 |
| 15 | Panchkula | 138 | 150 | 288 | 971 |
| 16 | Panipat | 750 | 71 | 821 | 5855 |
| 17 | Rewari | 372 | 904 | 1276 | 3975 |
| 18 | Rohtak | 1034 | 57 | 1091 | 4879 |
| 19 | Sirsa | 2010 | 1191 | 3201 | 14005 |
| 20 | Sonipat | 938 | 5139 | 6077 | 10772 |
| 21 | Yamunanagar | 1057 | 41954 | 43011 | 48940 |
| Total | | 37411 | 55923 | 93334 | 227015 |

Table 22: Details of Backyard Poultry in Rural and Urban Combined For Ducks

State: HARYANA

| SNo. | District | Ducks | | | | | |
|--------------|--------------|------------|------------|------------|------------|------------|-------------|
| | | Drakes | | | Ducks | | |
| | | Desi | Improved | Total | Desi | Improved | Total |
| (1) | (12) | (13) | (14) | (15) | (16) | (17) | |
| 1 | Ambala | 30 | 1 | 31 | 168 | 8 | 176 |
| 2 | Bhiwani | 0 | 0 | 0 | 5 | 0 | 5 |
| 3 | Faridabad | 6 | 2 | 8 | 10 | 7 | 17 |
| 4 | Fatehabad | 2 | 1 | 3 | 19 | 4 | 23 |
| 5 | Gurgaon | 6 | 0 | 6 | 22 | 14 | 36 |
| 6 | Hisar | 8 | 0 | 8 | 20 | 25 | 45 |
| 7 | Jhajjar | 0 | 0 | 0 | 0 | 14 | 14 |
| 8 | Jind | 0 | 2 | 2 | 1 | 10 | 11 |
| 9 | Kaithal | 8 | 6 | 14 | 51 | 5 | 56 |
| 10 | Karnal | 42 | 3 | 45 | 23 | 15 | 38 |
| 11 | Kurukshetra | 8 | 42 | 50 | 15 | 5 | 20 |
| 12 | Mahendragarh | 0 | 1 | 1 | 2 | 1 | 3 |
| 13 | Mewat | 2 | 0 | 2 | 12 | 14 | 26 |
| 14 | Palwal | 18 | 0 | 18 | 7 | 2 | 9 |
| 15 | Panchkula | 0 | 0 | 0 | 0 | 0 | 0 |
| 16 | Panipat | 0 | 0 | 0 | 46 | 2 | 48 |
| 17 | Rewari | 6 | 0 | 6 | 11 | 3 | 14 |
| 18 | Rohtak | 5 | 0 | 5 | 10 | 0 | 10 |
| 19 | Sirsa | 17 | 0 | 17 | 279 | 93 | 372 |
| 20 | Sonapat | 0 | 209 | 209 | 105 | 0 | 105 |
| 21 | Yamunanagar | 1 | 0 | 1 | 10 | 0 | 10 |
| Total | | 159 | 267 | 426 | 816 | 222 | 1038 |

Table 23 : Details of Backyard Poultry in Rural and Urban Combined For Ducks under Duckling below 6 Months

State: HARVANA

| SNo. | District | Ducks | | | |
|--------------|--------------|-------------------------|--------------|--------------|--------------|
| | | Duckling Below 6 Months | | | Total Ducks |
| | | Desi | Improved | Total | |
| (1) | (18) | (19) | (20) | (21) | |
| 1 | Ambala | 16 | 0 | 16 | 223 |
| 2 | Bhiwani | 0 | 0 | 0 | 5 |
| 3 | Faridabad | 0 | 0 | 0 | 25 |
| 4 | Fatehabad | 0 | 8 | 8 | 34 |
| 5 | Gurgaon | 7 | 0 | 7 | 49 |
| 6 | Hisar | 35 | 0 | 35 | 88 |
| 7 | Jhajjar | 0 | 0 | 0 | 14 |
| 8 | Jind | 0 | 0 | 0 | 13 |
| 9 | Kaithal | 4 | 1 | 5 | 75 |
| 10 | Kamal | 0 | 0 | 0 | 83 |
| 11 | Kurukshetra | 5 | 46037 | 46042 | 46112 |
| 12 | Mahendragarh | 0 | 0 | 0 | 4 |
| 13 | Mewat | 0 | 0 | 0 | 28 |
| 14 | Palwal | 0 | 0 | 0 | 27 |
| 15 | Panchkula | 0 | 0 | 0 | 0 |
| 16 | Panipat | 0 | 0 | 0 | 48 |
| 17 | Rewari | 0 | 0 | 0 | 20 |
| 18 | Rohtak | 6 | 0 | 6 | 21 |
| 19 | Sirsa | 23 | 0 | 23 | 412 |
| 20 | Sonipat | 0 | 0 | 0 | 314 |
| 21 | Yamunanagar | 0 | 0 | 0 | 11 |
| Total | | 96 | 46046 | 46142 | 47606 |

Table 24 : Details of Backyard Poultry in Rural and Urban Combined For Turkeys

State: HARYANA

| SNo. | District | Turkeys | | | Quails | Other Poultry Birds | Total Poultry Birds |
|--------------|--------------|-----------|------------|------------|------------|---------------------|---------------------|
| | | Male | Female | Total | | | |
| | (1) | (22) | (23) | (24) | (25) | (26) | (27) |
| 1 | Ambala | 0 | 0 | 0 | 65 | 0 | 8713 |
| 2 | Bhiwani | 1 | 1 | 2 | 0 | 0 | 12115 |
| 3 | Faridabad | 0 | 0 | 0 | 0 | 0 | 11273 |
| 4 | Fatehabad | 0 | 0 | 0 | 0 | 24 | 8028 |
| 5 | Gurgaon | 0 | 0 | 0 | 0 | 3 | 3214 |
| 6 | Hisar | 7 | 11 | 18 | 0 | 27 | 9692 |
| 7 | Jhajjar | 0 | 0 | 0 | 0 | 0 | 6274 |
| 8 | Jind | 1 | 157 | 158 | 0 | 65 | 10653 |
| 9 | Kaithal | 0 | 36 | 36 | 0 | 106 | 13734 |
| 10 | Kamal | 0 | 0 | 0 | 0 | 22 | 12026 |
| 11 | Kurukshetra | 1 | 40 | 41 | 0 | 72 | 54083 |
| 12 | Mahendragarh | 0 | 0 | 0 | 0 | 20 | 5541 |
| 13 | Mewat | 0 | 0 | 0 | 0 | 0 | 24481 |
| 14 | Palwal | 0 | 0 | 0 | 0 | 0 | 5230 |
| 15 | Panchkula | 4 | 2 | 6 | 0 | 0 | 977 |
| 16 | Panipat | 0 | 0 | 0 | 0 | 0 | 5903 |
| 17 | Rewari | 0 | 2 | 2 | 0 | 16 | 4013 |
| 18 | Rohtak | 0 | 0 | 0 | 37 | 125 | 5062 |
| 19 | Sirsa | 1 | 1 | 2 | 0 | 238 | 14657 |
| 20 | Sonipat | 0 | 0 | 0 | 0 | 186 | 11272 |
| 21 | Yamunanagar | 0 | 0 | 0 | 0 | 0 | 48951 |
| Total | | 15 | 250 | 265 | 102 | 904 | 275892 |

Table 25 : Poultry Birds in Farms / Hatcheries in Rural and Urban Combined

State: HARYANA

| SNo. | District | Number of Birds in Farms / Hatcheries | | | |
|--------------|--------------|---------------------------------------|-----------------|---------------|---------------|
| | | Layer | Broiler | Duck | Others* |
| | (1) | (2) | (3) | (4) | (5) |
| 1 | Ambala | 1376177 | 1164465 | 0 | 5025 |
| 2 | Bhiwani | 540068 | 2229351 | 0 | 45102 |
| 3 | Faridabad | 16400 | 15200 | 0 | 0 |
| 4 | Fatehabad | 13000 | 261100 | 36 | 11168 |
| 5 | Gurgaon | 182042 | 312897 | 1500 | 1411 |
| 6 | Hisar | 343850 | 3130700 | 130045 | 1249 |
| 7 | Jhajjar | 0 | 205797 | 0 | 12770 |
| 8 | Jind | 2995831 | 3934400 | 0 | 48 |
| 9 | Kaithal | 334788 | 1199909 | 0 | 43779 |
| 10 | Karnal | 4180820 | 2211000 | 6 | 157288 |
| 11 | Kurukshetra | 2243241 | 1274821 | 62 | 55184 |
| 12 | Mahendragarh | 104500 | 837525 | 0 | 298 |
| 13 | Mewat | 0 | 21608 | 0 | 0 |
| 14 | Palwal | 0 | 3200 | 0 | 0 |
| 15 | Panchkula | 6181170 | 11000 | 0 | 187 |
| 16 | Panipat | 871058 | 1178497 | 0 | 231508 |
| 17 | Rewari | 41000 | 689870 | 4000 | 849 |
| 18 | Rohtak | 310400 | 375400 | 3440 | 63 |
| 19 | Sirsa | 45500 | 490652 | 0 | 2564 |
| 20 | Sonipat | 605733 | 896780 | 19000 | 31605 |
| 21 | Yamunanagar | 113429 | 834830 | 0 | 9260 |
| Total | | 20499007 | 21279002 | 158089 | 609358 |

* Others include Turkey, Emu, Ostrich etc

Table 26: Number of Equipments Used in Livestock Sector Rural and Urban Combined

State: HARYANA

| SNo. | District | Milking Machine | Mechanized Fodder Cutter | Chopper & Baler | Dung Collection & Disposal Equipment |
|--------------|-----------------|------------------------|---------------------------------|----------------------------|---|
| 1 | Ambala | 49 | 27061 | 2 | 3 |
| 2 | Bhiwani | 14 | 98681 | 975 | 0 |
| 3 | Faridabad | 86 | 12904 | 1999 | 162 |
| 4 | Fatehabad | 7 | 1983 | 5500 | 1 |
| 5 | Gurgaon | 82 | 16442 | 345 | 4 |
| 6 | Hisar | 37 | 3814 | 8 | 1 |
| 7 | Jhajjar | 1150 | 59263 | 4091 | 2028 |
| 8 | Jind | 120 | 70805 | 3350 | 6 |
| 9 | Kaithal | 28 | 607087 | 3121 | 8176 |
| 10 | Karnal | 116 | 30636 | 623 | 1 |
| 11 | Kurukshetra | 164 | 56113 | 126 | 8 |
| 12 | Mahendragarh | 0 | 47265 | 44 | 13 |
| 13 | Mewat | 204 | 25309 | 894 | 1707 |
| 14 | Palwal | 129 | 52968 | 2543 | 41 |
| 15 | Panchkula | 10 | 11192 | 508 | 4 |
| 16 | Panipat | 18 | 45693 | 8 | 100 |
| 17 | Rewari | 9 | 89831 | 5792 | 3209 |
| 18 | Rohtak | 7 | 29652 | 478 | 487 |
| 19 | Sirsa | 21 | 9 | 1 | 0 |
| 20 | Sonipat | 196 | 70737 | 1594 | 731 |
| 21 | Yamunanagar | 30 | 21403 | 6460 | 44 |
| Total | | 2477 | 1378848 | 38462 | 16726 |

Table 27: Number Of Households And Households Enterprises Owning Animals/Poultry Birds in Rural and Urban Combined

State: HARYANA

| SNo. | District | Number of Households and Households Enterprises Having | | | | | | |
|--------------|--------------|--|----------------|--------------|--------------|--------------|------------------|---------------------------|
| | | Cattle | Buffaloes | Goats | Sheep | Pigs | Backyard Poultry | Poultry Farm & Hatcheries |
| | (1) | (2) | (3) | (4) | (5) | (6) | (7) | (8) |
| 1 | Ambala | 28888 | 70421 | 1688 | 844 | 1537 | 1148 | 3416 |
| 2 | Bhiwani | 58751 | 193746 | 8429 | 5747 | 1127 | 2383 | 141630 |
| 3 | Faridabad | 14176 | 42879 | 3732 | 64 | 543 | 3277 | 1040 |
| 4 | Fatehabad | 40463 | 96613 | 2445 | 749 | 470 | 1044 | 11147 |
| 5 | Gurgaon | 19601 | 59975 | 1652 | 335 | 779 | 505 | 42521 |
| 6 | Hisar | 68808 | 157953 | 2564 | 1547 | 1494 | 1117 | 36972 |
| 7 | Jhajjar | 23160 | 101844 | 1441 | 2644 | 1315 | 1482 | 2037 |
| 8 | Jind | 64747 | 142557 | 1673 | 884 | 2140 | 1742 | 91464 |
| 9 | Kaithal | 40669 | 100842 | 1654 | 1662 | 1680 | 1984 | 75637 |
| 10 | Karnal | 60987 | 116712 | 2886 | 648 | 1984 | 2243 | 413533 |
| 11 | Kurukshetra | 40443 | 66198 | 1039 | 448 | 649 | 1178 | 200634 |
| 12 | Mahendragarh | 21233 | 105411 | 9759 | 1106 | 136 | 485 | 50272 |
| 13 | Mewat | 14435 | 96670 | 7742 | 930 | 373 | 4769 | 1720 |
| 14 | Palwal | 19113 | 106543 | 2280 | 367 | 674 | 873 | 1 |
| 15 | Panchkula | 9433 | 20513 | 880 | 66 | 166 | 137 | 20161 |
| 16 | Panipat | 22233 | 74533 | 1249 | 204 | 1306 | 1283 | 133121 |
| 17 | Rewari | 20839 | 82500 | 2507 | 207 | 212 | 316 | 1850 |
| 18 | Rohtak | 26705 | 86123 | 1017 | 529 | 1433 | 875 | 10046 |
| 19 | Sirsa | 86193 | 112387 | 8729 | 1456 | 234 | 1592 | 6103 |
| 20 | Sonipat | 38874 | 127087 | 1649 | 931 | 2600 | 1410 | 130553 |
| 21 | Yamunanagar | 51867 | 76423 | 2583 | 531 | 825 | 21055 | 94411 |
| Total | | 771618 | 2037930 | 67598 | 21899 | 21677 | 50898 | 1468269 |

Table 28 : Number Of Non Households Enterprises and Institutions Owning Animals/Poultry Birds in Rural and Urban Combined

State: HARYANA

| SNo. | District | Number of Non Households Enterprises and Institutions Having | | | | | |
|--------------|--------------|--|-------------|-----------|-----------|-----------|---------------------------|
| | | Cattle | Buffaloes | Goats | Sheep | Pigs | Poultry Farm & Hatcheries |
| | (1) | (2) | (3) | (4) | (5) | (6) | (7) |
| 1 | Ambala | 601 | 791 | 11 | 5 | 12 | 26452 |
| 2 | Bhiwani | 106 | 120 | 0 | 0 | 3 | 642 |
| 3 | Faridabad | 28 | 8 | 10 | 4 | 4 | 0 |
| 4 | Fatehabad | 69 | 73 | 0 | 0 | 0 | 126 |
| 5 | Gurgaon | 221 | 15 | 5 | 0 | 2 | 2457 |
| 6 | Hisar | 166 | 59 | 6 | 5 | 1 | 531 |
| 7 | Jhajjar | 92 | 7 | 0 | 0 | 0 | 1 |
| 8 | Jind | 47 | 24 | 0 | 0 | 0 | 5310 |
| 9 | Kaithal | 146 | 561 | 1 | 0 | 1 | 14 |
| 10 | Kamal | 112 | 45 | 4 | 0 | 5 | 49 |
| 11 | Kurukshetra | 1317 | 9 | 3 | 0 | 0 | 4 |
| 12 | Mahendragarh | 64 | 54 | 4 | 0 | 0 | 6 |
| 13 | Mewat | 20 | 30 | 1 | 0 | 0 | 0 |
| 14 | Palwal | 13 | 3 | 0 | 0 | 1 | 1 |
| 15 | Panchkula | 10 | 4 | 0 | 0 | 0 | 2 |
| 16 | Panipat | 43 | 23 | 5 | 0 | 1 | 9980 |
| 17 | Rewari | 108 | 11 | 0 | 0 | 0 | 3 |
| 18 | Rohtak | 58 | 47 | 0 | 0 | 3 | 15009 |
| 19 | Sirsa | 430 | 162 | 3 | 58 | 0 | 0 |
| 20 | Sonipat | 605 | 77 | 1 | 2 | 1 | 7508 |
| 21 | Yamunanagar | 55 | 20 | 8 | 0 | 0 | 5 |
| Total | | 4311 | 2143 | 62 | 74 | 34 | 68100 |

Table 29: Number Of Stray Cattle and Dogs

State: HARYANA

| SNo. | District | Stray Cattle | Stray Dogs |
|--------------|-----------------|---------------------|-------------------|
| | (1) | (2) | (3) |
| 1 | Ambala | 4624 | 17199 |
| 2 | Bhiwani | 15057 | 44846 |
| 3 | Faridabad | 4240 | 11881 |
| 4 | Fatehabad | 5442 | 17173 |
| 5 | Gurgaon | 6550 | 20803 |
| 6 | Hisar | 13218 | 49239 |
| 7 | Jhajjar | 4987 | 18184 |
| 8 | Jind | 7802 | 27243 |
| 9 | Kaithal | 6658 | 20737 |
| 10 | Karnal | 3767 | 21426 |
| 11 | Kurukshetra | 2907 | 12360 |
| 12 | Mahendragarh | 4334 | 19134 |
| 13 | Mewat | 755 | 15780 |
| 14 | Palwal | 2861 | 13743 |
| 15 | Panchkula | 1788 | 4684 |
| 16 | Panipat | 3668 | 12831 |
| 17 | Rewari | 4020 | 14008 |
| 18 | Rohtak | 4382 | 17929 |
| 19 | Sirsa | 10949 | 21734 |
| 20 | Sonipat | 6719 | 28201 |
| 21 | Yamunanagar | 2481 | 13339 |
| Total | | 117209 | 422474 |

Table 30 : Number Of Cattle, Buffaloes, Sheep, Goats and Pigs Per Thousand Households in Rural and Urban Combined

State: HARYANA

| SNo. | District | Number of Households | Number of animals Per 1000 Households | | | | |
|--------------|--------------|----------------------|---------------------------------------|-------------|-----------|-----------|-----------|
| | | | Cattle | Buffaloes | Sheep | Goats | Pigs |
| | (1) | (2) | (3) | (4) | (5) | (6) | (7) |
| 1 | Ambala | 264816 | 256 | 828 | 48 | 29 | 20 |
| 2 | Bhiwani | 324747 | 401 | 1616 | 155 | 157 | 26 |
| 3 | Faridabad | 317100 | 111 | 383 | 9 | 37 | 13 |
| 4 | Fatehabad | 180247 | 558 | 1786 | 96 | 72 | 28 |
| 5 | Gurgaon | 746607 | 78 | 205 | 3 | 15 | 7 |
| 6 | Hisar | 325786 | 496 | 1564 | 151 | 67 | 28 |
| 7 | Jhajjar | 187942 | 289 | 1356 | 105 | 55 | 42 |
| 8 | Jind | 258425 | 460 | 1950 | 109 | 40 | 42 |
| 9 | Kaithal | 230654 | 406 | 1836 | 71 | 40 | 47 |
| 10 | Karnal | 264277 | 568 | 1353 | 57 | 44 | 34 |
| 11 | Kurukshetra | 135754 | 687 | 1645 | 74 | 35 | 26 |
| 12 | Mahendragarh | 185582 | 272 | 1405 | 131 | 295 | 8 |
| 13 | Mewat | 158828 | 214 | 1437 | 51 | 240 | 22 |
| 14 | Palwal | 184659 | 210 | 1550 | 63 | 51 | 23 |
| 15 | Panchkula | 105198 | 229 | 655 | 33 | 78 | 13 |
| 16 | Panipat | 217380 | 253 | 1128 | 32 | 25 | 27 |
| 17 | Rewari | 187120 | 237 | 1116 | 46 | 124 | 14 |
| 18 | Rohtak | 208946 | 294 | 1261 | 77 | 31 | 52 |
| 19 | Sirsa | 242974 | 882 | 1414 | 172 | 172 | 6 |
| 20 | Sonipat | 330248 | 315 | 1055 | 22 | 26 | 34 |
| 21 | Yamunanagar | 217217 | 540 | 1004 | 46 | 47 | 21 |
| Total | | 5274507 | 343 | 1154 | 69 | 70 | 24 |