




BREED-WISE REPORT OF LIVESTOCK AND POULTRY

BASED ON 20 TH LIVESTOCK CENSUS



GOVERNMENT OF HARYANA
DEPARTMENT OF ANIMAL HUSBANDRY & DAIRYING, HARYANA
PASHUDHAN BHAWAN, BAYS NO. 9-12, SECTOR-2, PANCHKULA.
WEBSITE: www.pashudhanharyana.gov.in



BREED-WISE REPORT OF LIVESTOCK AND POULTRY

BASED ON 20 TH
LIVESTOCK CENSUS



GOVERNMENT OF HARYANA
DEPARTMENT OF ANIMAL HUSBANDRY & DAIRYING,
PASHUDHAN BHAWAN, BAYS NO. 9-12, SECTOR-2,
PANCHKULA, HARYANA 134109 (INDIA)
WEBSITE: www.pashudhanharyana.gov.in

PREFACE

Haryana is among the top agricultural economy States of India. The contribution of animal husbandry sector in the State agricultural GDP is 41.6% which is very significant. Haryana has a prominent place in the livestock map of the country. The animal husbandry activities in the State play a pivotal role in the rural economy through a variety of contributions in the form of income generation, draft power, socio-economic upliftment, employment avenues and better nutrition to human population through livestock products like milk, eggs, meat etc. Haryana possesses 2.1% of the bovine population of the country and contribution is more than 5.19% of the nation's total milk production. Similarly, per capita per day milk availability of the State is 1098 grams against the national average of 459 grams. The livestock census in our country started in 1919 and has been conducted every five years since then.




The 20th Livestock Census in the State took place in 2018-19, focusing on scientifically acknowledged breeds and first time utilizing tablet computers for data collection. Veterinary and para-veterinary experts oversaw the process to ensure precise breed identification, with data transmitted online to the NIC server. Enumeration was carried out throughout the State, and the resulting breed-wise report is useful for understanding the changing structure of the livestock population and the need for development and protection of indigenous breeds. The report informs future breed quantification and upgrading policies in the livestock sector.

I express my sincere gratitude to the Department of Animal Husbandry and Dairying, Government of India and the officers / officials of the State Animal Husbandry for their dedicated efforts in conducting the census of livestock.

The publication named "Breed-wise Report of Livestock and Poultry based on 20th Livestock Census" has been prepared by the Statistical branch at the Directorate of Animal Husbandry & Dairying, Panchkula. I hope that this publication will be useful to the administration, planners, veterinarians, scientists and various research organizations/institutions involved in the development of the livestock and poultry sector.

Dated 18.03.2024
Panchkula


Dr. L.C Ranga
Director General,
Animal Husbandry & Dairying,
Haryana, Panchkula

CONTENT

CHAPTER 1-Introduction	1
1.1 Overview	1
1.2 Data Entry, Data validation & Report Generation	1
1.3 Field Schedules	2
1.4 Geographical Coverage of Breed data collection Livestock Census	2
1.5 Breeds Covered	2
Table 1.1: Breeds covered under Breed report	3
1.6 Age-structure	5
CHAPTER 2-Cattle	6
2.1 Introduction	6
2.2 Cattle Exotic and Crossbred	6
Table 2.1: Breed-wise number of animals under Exotic and Crossbred Cattle	7
2.3 Cattle Indigenous	8
Table 2.2: Breed-wise number of animals under Indigenous Cattle	8
CHAPTER 3-Bufferaloes	9
3.1 Introduction	9
3.2 Breed group of Buffalo	9
Table 3.1: Breed-wise number of Indigenous Bufferaloes	10
CHAPTER 4-Goat	11
4.1 Introduction	11
Table 4.1: Breed-wise estimated number of animals under Indigenous Goat	12
CHAPTER 5-Sheep	13
5.1 Introduction	13
Table 5.1: Breed-wise estimated number of Exotic/ Crossbred Sheep	14
Table 5.2: Breed-wise estimated number of animal under Indigenous Sheep	15
CHAPTER 6-Pig	16
6.1 Introduction	16
6.2 Exotic/Crossbred Pigs	16
Table 6.1: Breed-wise Number of Exotic and Crossbred Pigs	17
6.3 Indigenous Pigs	17
Table 6.2: Breed-wise Number of Indigenous Pigs	18
CHAPTER 7-Horses & Poinies	19
7.1 Introduction	19
Table 7.1: Breed-wise Number of Horses & Ponies	19
CHAPTER 8-Mules & Donkeys	21
8.1 Introduction	21
Table 8.1: Number of Mules	21
8.2 Mules	21
8.3 Donkeys	21
Table 8.2: Number of Donkeys	21

CHAPTER 9-Poultry	22
9.1 Introduction	22
9.2 Fowl	22
Table 9.1: Breed-wise total number of fowls under Backyard Poultry and Poultry Farm	22
9.3 Duck	23
Table 9.2: Total number of ducks under Backyard Poultry and Poultry Farm	24
Table 9.3: Total number of Drakes, Ducks and Ducklings	24
CHAPTER 10-OTHER LIVESTOCK SPECIES	25
10.1 Introduction	25
10.2 Dogs	25
Table 10.1: Number of Dog	25
10.3 Rabbits	25
10.4 Elephants	25
Table -1 District-wise/ Specise-wise count (Rural+Urban) as per 20th Livestock Census 2019	26
Table -2 District-wise detail of Exotic Cattle by Age, Sex, Use and Breed Report	27-32
Table - 3 District-wise details of Otherexotic Cattle by Age, Sex, Use and Breed Report	33-34
Table - 4 District-wise details of Indigenous Cattle by Age, Sex, Use and Breed Report	35-47
Table -5 District-wise details of Non-Descript Cattle by Age, Sex, Use and Breed Report	48-49
Table -6 District-wise details of Indigenous Buffalo by Age, Sex, Use and Breed Report	50-57
Table -7 District-wise details of Non-Descript Buffalo by Age, Sex, Use and Breed Report	58-59
Table-8 District-wise details of Indigenous Goat by Age, Sex, Use and Breed Report	60-63
Table -9 District-wise details of Non-Descript Goats by Age, Sex, Use and Breed Report	64
Table-10 District-wise details of Exotic Sheep by Age and Breed Report	65-67
Table-11 District-wise details of Indigenous Sheep by Age and Breed Report	68-73
Table-12 District-wise details of Non-Descript Sheep by Age and Breed Report	74
Table-13 District-wise report of Exotic Pig by Age and Breed Report	75-78
Table-14 District-wise report of Indigenous Pigs by Age and Breed Report	79
Table-15 District-wise report of Non-Descript Pigs by Age and Breed Report	80
Table-16 District-wise report of Horses by Age, Use and Breed Report	81-82
Table-17 District-wise detail of Pony by Age, Use and Breed Report	83-84
Table-18 District-wise detail of Mules by Age and Breed Report	85
Table-19 District-wise detail of Donkey by Age and Breed Report	86
Table-20 District-wise detail of Backyard Duck and Breed Report	87-88
Table-21 District-wise detail of Commercial Duck and Breed Report	89
Table-22 District-wise detail of Backyard and Other Poultry Bird Report	90
Table-23 District-wise detail of Commercial and Other Poultry Bird Report	91
Table-24 District-wise detail of Backyard Turkey Bird Report	92
Table-25 District-wise detail of Commercial Turkey Bird Report	
Table-26 District-wise details of Backyard Fowl Desi and Breed Report	93-98
Table-27 District-wise details of Commercial Fowl Desi and Breed Report	99-101
Table-28 District-wise details of Backyard Fowl Improved and Breed Report	102
Table-29 District-wise details of Commercial Fowl Improved and Breed Report	103
Table-30 District-wise details of Dog Report	104
Table-31 District-wise details of Stray Cattle and Stray Dogs Report	105

CHAPTER-1

INTRODUCTION

1.1 Overview

The Livestock rearing is one of the most important economic activities in the rural areas of the State contributing significantly to the State economy. It provides income to household dependent on agriculture and for many landless households. The livestock also act as a source of protein in the form of milk, egg and meat. Livestock Census actually refers to the headcounts of livestock species in the State. The first livestock Census was launched in pre-independent era of 1919-20 by the erstwhile British Government. The main purpose of the census was to ascertain the production of livestock and introduced taxation policies on livestock. The first livestock census was carried out in post independent era in 1950-51 by the Government of India.



Livestock Census is one of the major activities to frame policy in livestock sector. Livestock Census covers the livestock species for overall development of the sector. It becomes essential for the policy maker to ascertain the various breeds of livestock species so that the livestock species can be genetically upgraded for optimum achievement for its product. For the first time the breeds of cattle and buffaloes were introduced in 17th livestock census. The expansion of livestock breeds for any livestock species was not systematically and scientifically adopted in 18th livestock census. In 19th Livestock census, breed survey was done on 15% sample basis across the State In order to properly identify the livestock breeds, National Bureau of Animal Genetic Resource (NBAGR) has identified and registered breeds of livestock species which have been considered in the breed survey under 19th Livestock census. The breed-wise data collection was done along with 20th Livestock census which was conducted during the year 2018-19. The uniqueness of the Twentieth Livestock Census was that for the first the country went with adopting tablet computers for the conduct of the Census. The Livestock as well as poultry birds were counted according to their breeds as recognized by National Bureau of Animal Genetic Resources (NBAGR).

1.2 Data Entry, Data validation & Report Generation

The 20th Livestock Census was conducted between 1st October 2018 to 20th September 2019 collected the breed wise number of animals and poultry with their age and sex composition for various species across the State. The Census operations include collection, online validation, supervision and head quarter level monitoring of field work. Software development for data entry, data validation, data finalization and report generation were carried out in association with National Informatics Centre, Ministry of Information and Communication

Technology. Tablet computers were used for collection data for 20th Livestock Census. Officers and staff associated with census work were provided intensive training for data collection, supervision, processing and data validation. The data were collected from each household and non-household of both, rural and urban areas. The data were collected through personal visit by the staff of Animal Husbandry Department who are enumerators. Supervision of fieldwork was also done by departmental officers and staff. Instruction manual was also prepared and shared among all the State.

1.3 Field Schedules

The breed-wise data were collected along with livestock census data in the “Schedule for livestock and poultry”. This is the main schedule for collecting data on Breeds of various livestock and poultry from every Household/ Household enterprises and Non-household enterprises/ Institution.

1.4 Geographical Coverage of Breed data collection Livestock Census

The coverage of Breed data collection same as 20th Livestock Census operation which was carried out across the State about 6950 villages and nearly 1345 urban wards. The census was conducted simultaneously in all rural and urban areas of the State.

1.5 Breeds Covered

The report covered 84 indigenous/ exotic breeds of 16 selected species. At first, species are given codes and subsequently these codes have been extended to generate the codes for the breeds. The breeds which are registered by NBAGR were considered in breed report. All other local breeds have been covered under Non-descript category. Apart from the pure breeds, the breed which have similar phenotypic characteristic of an identified breed is also considered. These breeds are called graded breeds having more than 50% phenotype characteristic of an identified breed. The name of the pure breeds covered under each species with species code are given in the **Table 1.1**.



Table 1.1: Breeds covered under Breed Report			
S. No.	Livestock Species	Species Code	Breed Name and Codes
1	Cattle	01	----
i)	Exotic		Jersey(010), Holstein Friesian(020)
	Exotic Crossbred		Other Exotic Crossbred (099)
ii)	Indigenous		Amritmahal (030), Belahi(060), Dangi (080), Gir(130), Haryana(150), Kankrej (170), Mewati(260), Nagori(280), Rathi (340), Red Sindhi (360), Sahiwal (370), Tharparkar (390).
iii)	Non-descript		Non-descript (999)
2	Buffalo	02	----
i)	Indigenous		Bhadawari (010), Banni (020), Jaffarabadi (040), Murrah (080), Nagpuri (090), Nili Ravi(100), Surti(120), Toda(130)
ii)	Non-descript		Non-descript (999)
3	Mithun	03	----
4	Yak	04	----
5	Sheep	05	----
i)	Exotic		Merino (010), Rambouillet(020), Carridale(030)
ii)	Exotic/Crossbred		Exotic Crossbred (099)
iii)	Indigenous		Balangir (060), Bellary (050), Chokala (90), Gaddi(130), Jaisalmeri(180), Magra (250), Marwari(280), Muzzafarnagri (300), Nali (310),
iv)	Non-descript		Non-descript (999)
6	Goat	06	----
i)	Indigenous		Attapadi Black (010), Barbari (020), Beetal(030), Berari (040), Black Bengal (050), Jakhrana (110), Jamnapari (120)
ii)	Non-descript		Non-descript (999)
7	Horse	07	----
i)	Indigenous		Bhutia (010), Kathiawari (020), Marwari (040), Zanskari (060)
ii)	Non-descript		Non-descript (999)

S. No.	Livestock Species	Species Code	Breed Name and Codes
8	Ponies	08	----
i)	Indigenous		Kathiawari (020), Marwari (040),
ii)	Non-descript		Non-descript (999)
9	Mules	09	----
10	Donkeys	10	----
			Spiti (010)
			Non-descript (999)
11	Camels	11	----
12	Pigs	12	----
i)	Exotic		Australian Large Black (050), Duroc (060), Hamsphire (030), Landrays (010), Saddleback (040), Yorkshire (020),
ii)	Exotic/Crossbred		Exotic Crossbred Pig (099)
iii)	Indigenous		Agnoda Goan (080), Ghoongroo (090).
iv)	Non-descript		Non-descript (999)
13	Rabbit	13	----
14	Dog	14	----
15	Elephant	15	----
16	Fowl	16	----
i)	Indigenous		Ankaleshwar (F020), Aseel (F010), Busra (F030), Chittagong (F040), Danki (F060), Daothigir (F050), Ghagus (F070), Harringhata Black (F080), Hasli (F180), Kadaknath (F090), Kashmir Favorolla (F110), Kaunayen (F170), Mewari (F120), Miri (F130), Punjab Brown (F150), Tellichery (F160)
ii)	Other Desi Fowl		Other Desi Fowl (F190)

1.6 Age-structure

The age structure for breed-wise data based on 20th Livestock census under each species is given in the below:-

Species	Characteristics	
Exotic, Crossbred & Other Exotic Crossbred Cattle	Male <ul style="list-style-type: none"> • Up-to 1 ½ year • Over 1 ½ year <ul style="list-style-type: none"> • Used for Breeding only • Used for agriculture only • Used for both agriculture and breeding • Bullock cart/farm operation • Others 	Female <ul style="list-style-type: none"> • Under 1 year, • 1 to 2 ½ years and • Above 2 ½ years. <ul style="list-style-type: none"> • In milk • Dry • Not calved once • Others
Indigenous Cattle	Male <ul style="list-style-type: none"> • Up to 2 year • Over 2 years <ul style="list-style-type: none"> • Used for Breeding only • Used for agriculture only • Used for both agriculture and breeding • Bullock cart/farm operation • Others 	Female <ul style="list-style-type: none"> • Under 1 year, • 1 to 3 years and above 3 years • In milk • Dry • Not calved once • Others
Buffaloes	Male <ul style="list-style-type: none"> • Up to 2 year • Over 2 year <ul style="list-style-type: none"> • Used for Breeding only • Used for agriculture only • Used for both agriculture and breeding • Bullock cart/farm operation • Others 	Female <ul style="list-style-type: none"> • Under 1 year, • 1 to 3 years and above 3 years • In milk • Dry • Not calved once • Others
Sheep and Goat	Male/Female <ul style="list-style-type: none"> • Under 1 year • 1 year and above <ul style="list-style-type: none"> • In addition, for Female Goat, 'In milk', 'Dry', 'Not calved once' are also 	
Pig	Male/Female <ul style="list-style-type: none"> • Under 6 months • Six months and above 	
Horses and Ponies	Male/Female <ul style="list-style-type: none"> • Under 3 years • 3 years and above <ul style="list-style-type: none"> • For male used for carts/carriage and used for sports 	
Donkeys/Mithun/Yak	Male/Female <ul style="list-style-type: none"> • Under 3 years • 3 years and above 	

CHAPTER-2

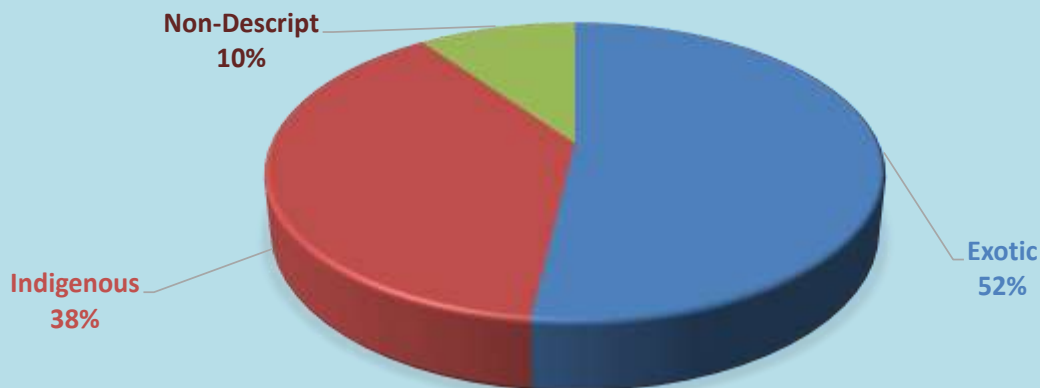
CATTLE

2.1 Introduction



Cattle in the State are one of the major contributors to the livestock population. As per the 20th Livestock Census 27.11% of the livestock population belong to cattle. The species can be further categorized under the two breed groups, Exotic/Crossbred and Indigenous/ Non-descript. In 20th Livestock Census, animals that fall under these broad categories are further bifurcated in the respective breeds as recognized by the National Bureau of Animal Genetic Resources (NBAGR).

Graph 2.1 : Percentage share of Exotic/Crossbred, Indigenous and Non-Descript



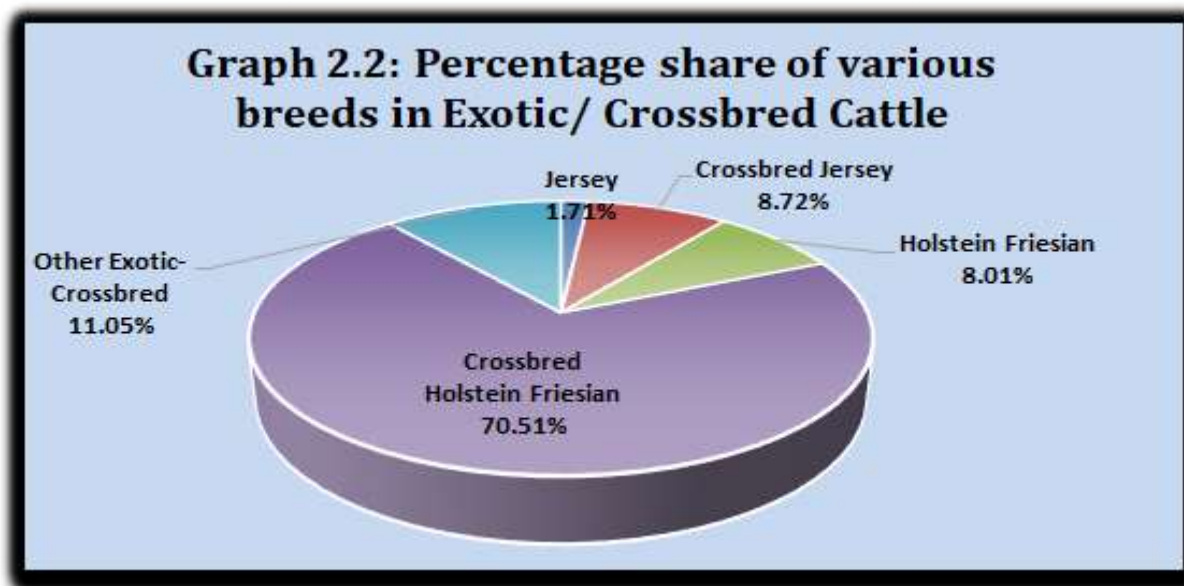
2.2 Cattle Exotic and Crossbred

The Exotic and Crossbred Category is one of the high yielding categories of animal in cattle. As per the definition adopted in the 20th Livestock Census, the animals which have origin in other countries are described as exotic animals. The most important exotic breeds of cattle in State are Jersey and

Holstein Friesian (HF). Animals that are produced by crossing Indigenous animals with Exotic breeds or Indigenous animals which have Exotic inheritance are described as Crossbred animals. The animals which are born by crossing indigenous animals with exotic breeds other than Jersey and Holstein Friesian (HF), or indigenous animals which have retained inheritance of exotic animals other than Jersey and Holstein Friesian are classified as other exotic crossbred animals.

As per 20th Livestock Census, the Exotic and Crossbred animals contributes nearly 52% of the total cattle population. The breeds namely Jersey, Crossbred Jersey, Holstein Friesian (HF), Crossbred HF and other Exotic crossbred are considered under the Exotic and Crossbred category. The following **Table 2.1** shows the breed-wise number of animals.

Table 2.1: Breed-wise number of animals under Exotic and Crossbred Cattle			
S.No.	Breed Name	No. of Animals	Percentage Share w.r.t
1	Jersey		
	Pure	16778	1.71
	Crossbred	85419	8.72
Total Jersey		102197	10.44
2	Holstein Friesian		
	Pure	78473	8.01
	Crossbred	690319	70.50
Total Holstein Friesian		768792	78.52
Other Exotic-Crossbred		108152	11.05
Total number of Exotic and Crossbred Cattle		979141	-



Graph 2.2 above shows that Crossbred Holstein Friesian has the highest share with 70.51% as compared to 8.72 % of Crossbred Jersey. The pure Exotic category has a share with 1.71% in Jersey, 8.01% in Holstein Friesian and 11.05% of the cattle Exotic population belongs to the “other exotic crossbred” category.

2.3 Cattle Indigenous

The animals which belong to Descript (identified)/Non-descript (non-identified) breeds of Indigenous origin are considered as indigenous animals. As per the 20th Livestock Census, 49.23 % of the cattle population are indigenous. These indigenous population are divided into 13 recognized breeds as per NBAGR. Besides the pure breeds, the Census also considered animals in specific breeds which have more than 50% phenotypic characteristics of a particular breed under the definition of 'graded breed' of that particular indigenous breed. The following **Table 2.2** shows that number of animals in various indigenous breeds.

Table 2.2: Breed-wise number of animals under Indigenous Cattle					
S.No.	Breed Name	Pure (No.)	Graded (No.)	Total (No.)	Percentage Share w.r.t total (%)
1	Hariana	343113	224920	568033	59.82
2	Sahiwal	55651	93298	148949	15.69
3	Rathi	3554	10975	14529	1.53
4	Gir	4188	3967	8155	0.86
5	Belahi	4228	1024	5252	0.55
6	Tharparkar	1095	2292	3387	0.36
7	Kankrej	310	127	437	0.05
8	Red Sindhi	8	13	21	0.00
9	Amritmahal Graded	6	0	6	0.00
10	Dangi	4	1	5	0.00
11	Nagori	1	2	3	0.00
12	Bargur	3	0	3	0.00
13	Mewati	1	0	1	0.00
Indigenous Breed Cattle		412162	336619	748781	78.86
Non-Descript				200760	21.14
Total Indigenous Cattle				949541	

As per **Table 2.2**, about 21.14% of indigenous breeds belong to the Non-Descript category and out of the remaining 78.86%, 59.82% contribution is from Hariana, 15.69% contribution is from Sahiwal, the Rathi breed contributes 1.53% of Indigenous cattle. All other recognized breeds together contributes 1.82% of the total Cattle population.

CHAPTER-3

BUFFALOES

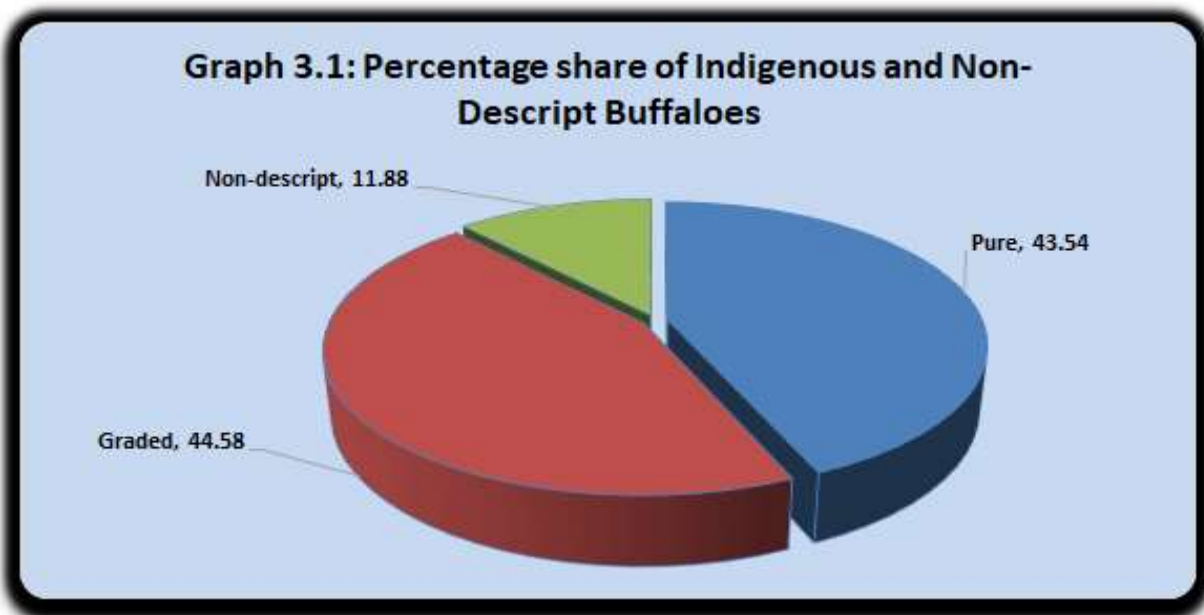
3.1 Introduction



Buffaloes in the State are the major contributor to the livestock population especially the first largest contributor in the production of milk. As per 20th Livestock Census, 61.41% of the livestock population are buffaloes. Buffaloes are indigenous animals having 8 breeds as recognized by NBAGR.

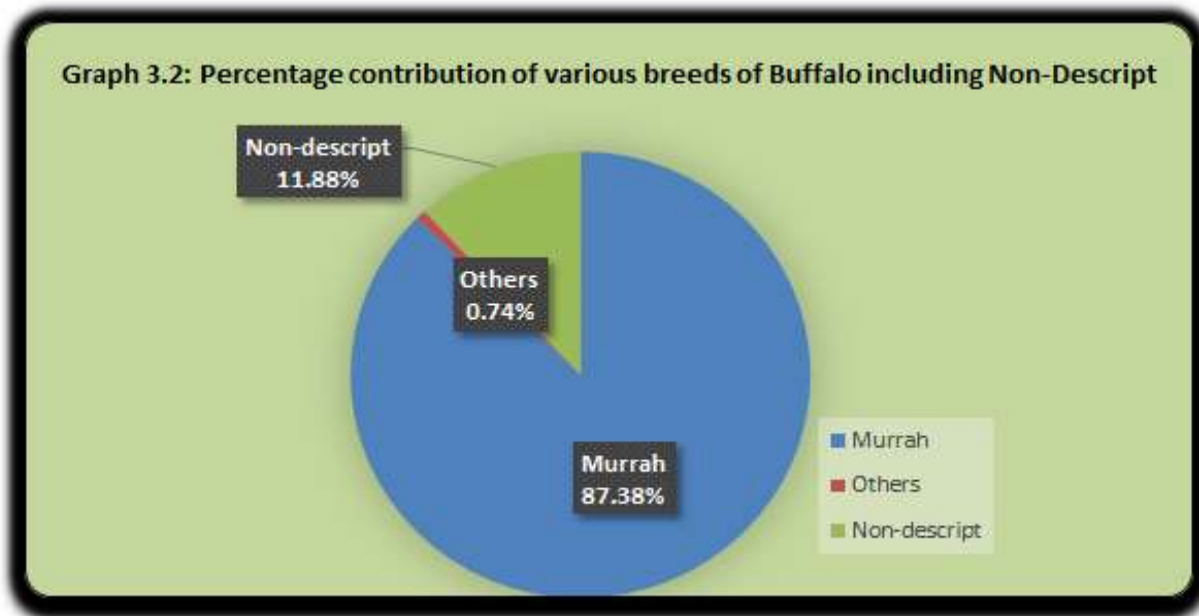
3.2 Breed group of Buffalo

The following diagram shows the distribution of indigenous buffaloes under three major categories i.e. pure, graded and non-descript. Out of total buffaloes, 43.54% are pure breeds, 44.58% are graded and the remaining 11.88% are in the Non-Descript category.



The following **Table 3.1** shows the number of animals in various breeds of buffaloes:

Table 3.1: Breed-wise number of Indigenous Buffaloes					
S. No.	Name of the breed	Pure (No.)	Graded (No.)	Total no. of animals (No.)	Percentage share(%)
1	Murrah	1888523	1928126	3816649	87.38
2	Nili Ravi	13051	18926	31977	0.73
3	Bhadawari	129	241	370	0.01
4	Surti	27	76	103	0.00
5	Jaffarabadi	28	37	65	0.00
6	Mehsana	2	0	2	0.00
7	Banni	6	0	6	0.00
8	Nagpuri Graded	0	1	1	0.00
Indigenous Buffalo		1901766	1947407	3849173	88.12
Non-descript		-	-	518850	11.88
Total Buffaloes		1901766	1947407	4368023	



Graph 3.2 shows the distribution of various major indigenous breeds of buffalo in the State, Among the indigenous breed Murrah contributes 87.38% and all other recognized breeds together contributes 0.74% of the total Buffalo population.

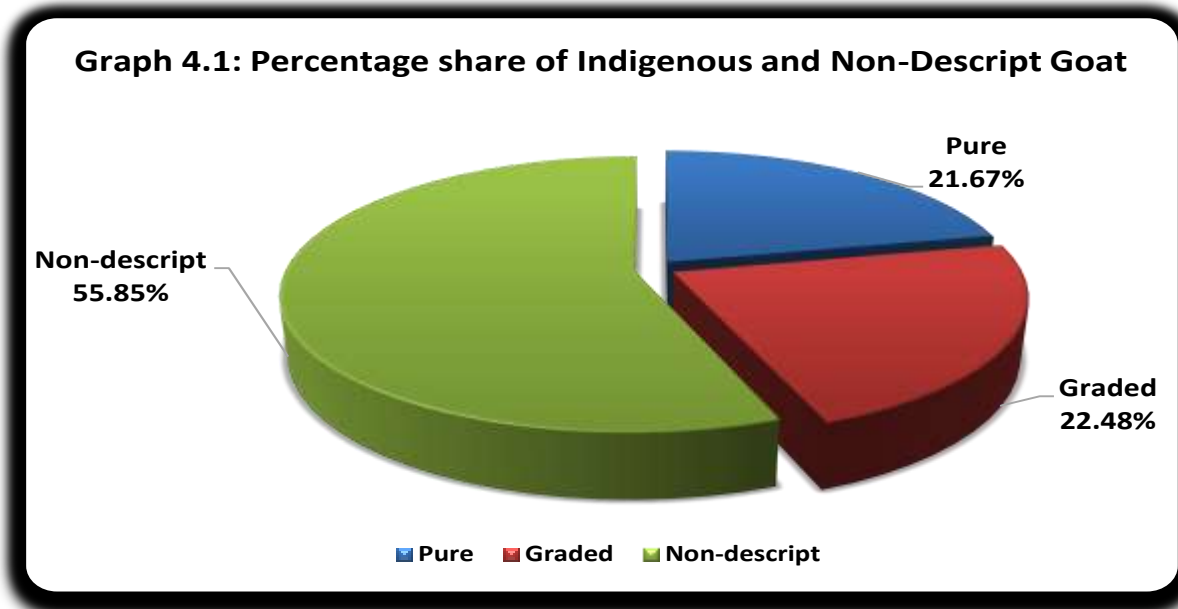
CHAPTER-4

GOAT

4.1 Introduction



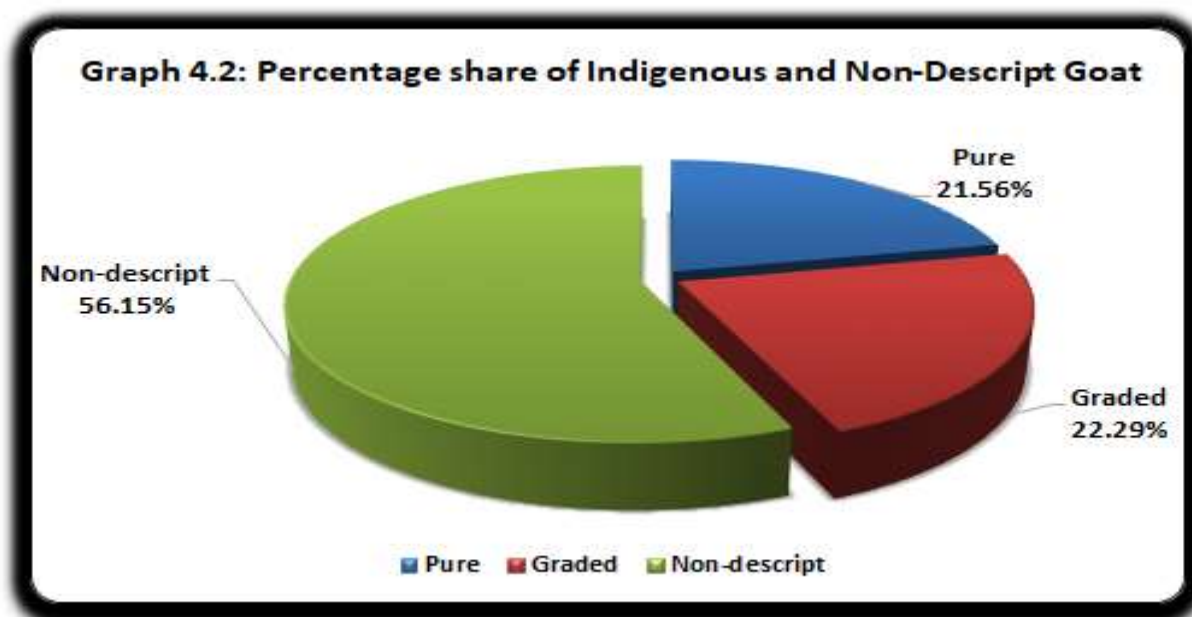
Goats are important species in the small ruminants and the third largest species in the livestock category and contribute to the population of milk after cattle and buffaloes. As per 20th Livestock Census, 4.72% of the livestock population are Goats. Out of 3,15,234 Indigenous Goats (Including Non-descript), 21.67% are pure breed, 22.48% are graded breeds and the remaining 55.85% are non-descript breeds. The distribution of goats under these categories is given in the following diagram.



There are 7 indigenous breeds of goats in the State besides its Non-Descript animals as recognized by NBAGR. The names of indigenous breeds of goats and their population are given along with the percentage share under the following **Table 4.1:**

Table 4.1: Breed-wise estimated number of animals under Indigenous Goat					
S.No.	Name of the breed	Pure (No.)	Graded (No.)	Total no. of animals (No.)	Percentage share (%)
1	Barbari	33397	29857	63254	18.90
2	Beetal	29319	31913	61232	18.30
3	Jakhrana	6769	8607	15376	4.59
4	Jamnapari	2550	4194	6744	2.02
5	Berari	87	16	103	0.03
6	Black Bengal	17	0	17	0.01
7	Attapadi Black	2	10	12	0.00
Indigenous Goat		72141	74597	146738	43.85
Non-Descript		-	-	187902	56.15
Total Goat		68312	70873	334640	

Graph 4.2 shows the percentage distribution of various indigenous breeds of Goats population. It is observed that among the indigenous breeds, the Barbari breed contribute the highest in the category with 18.90% followed by Beetal, Jakhrana, Jamnapari with 18.30%, 4.59%, 2.02% each respectively. All other recognised breeds contribute 0.04% of total goat population.



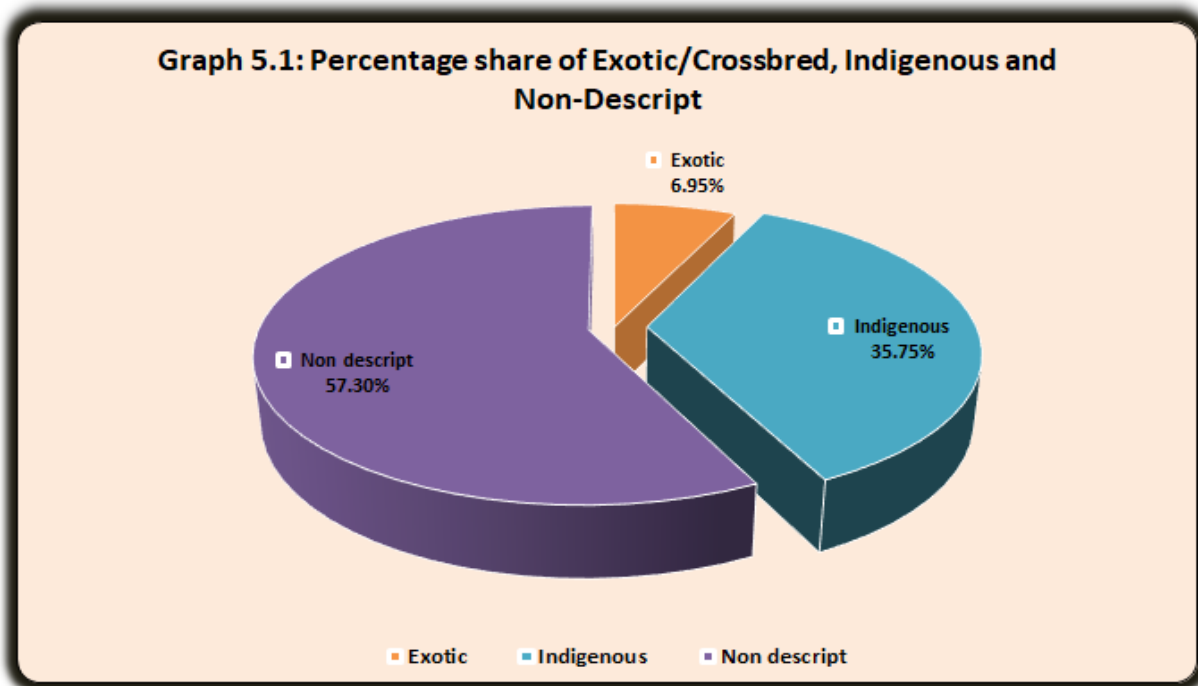
CHAPTER-5

SHEEP

5.1 Introduction



Sheep are one of the major Livestock species under the small ruminant category of animal. As per the 20th Livestock Census, 4.05 % of the livestock population are sheep are of two type; (i) Exotic/ Crossbred and (ii) Indigenous sheep. The distribution of Exotic/ Crossbred, Indigenous Sheep are given in the following diagram.

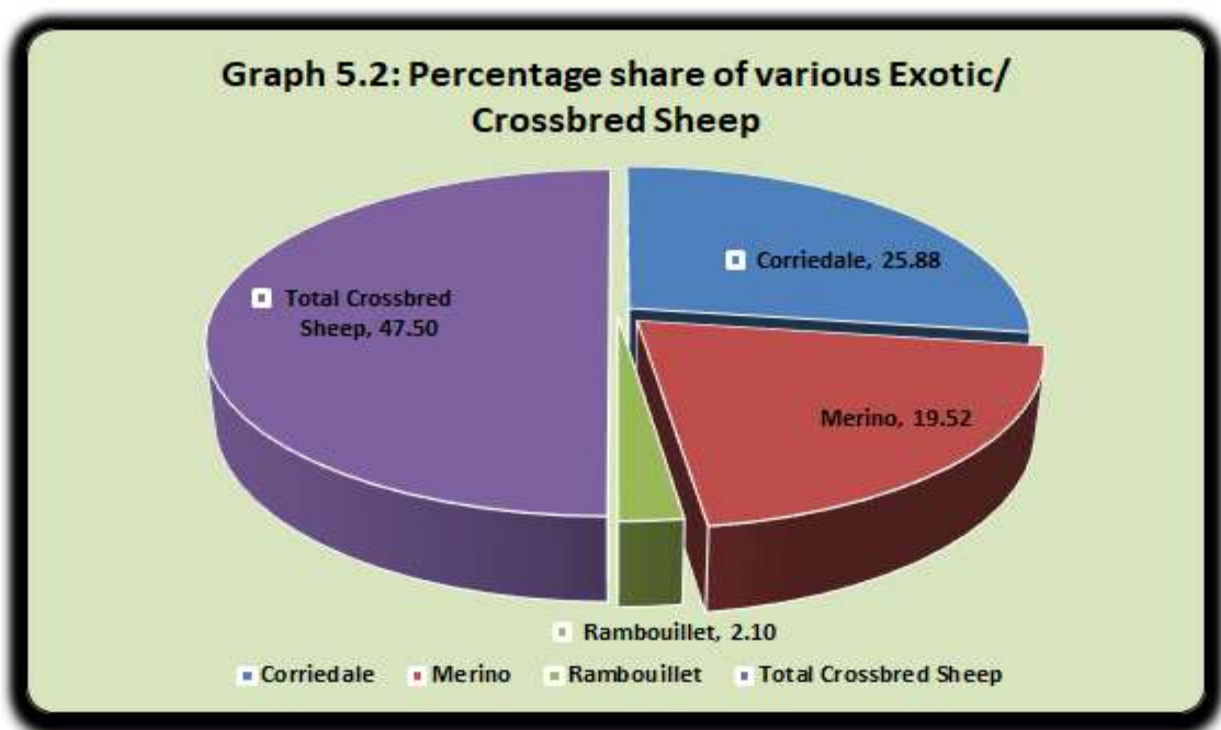


5.2 Exotic/ Crossbred Sheep

The Exotic category of sheep is divided into three categories i.e. Merino, Rambouillet and Corriedale breeds besides crossbred as per NBAGR record. The number of animals under each of the indigenous breeds is given in **Table 5.1**.

Table 5.1: Breed wise number of Exotic/Crossbred Sheep			
Sr. No.	Name of Breed	No. of Animals (No.)	Percentage share with Total
			Exotic/Crossbred Sheep (%)
1	Corriedale	3519	25.88
2	Merino	2654	19.52
3	Rambouillet	285	2.10
Total Crossbred Sheep		6458	47.50
Total Exotic/Crossbred Sheep		13595	

Among the pure exotic breeds, Corriedale is having a share of 25.88%. The other breeds namely Merino and Rambouillet are contributing 19.52% and 2.10% respectively.

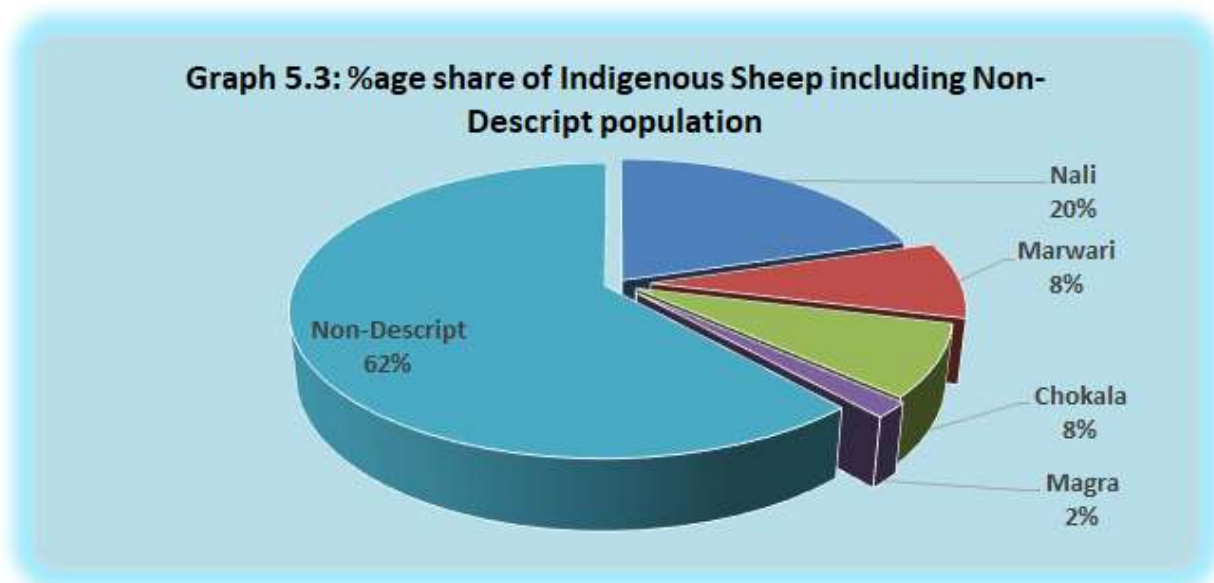


5.3 Indigenous Sheep

The total indigenous sheep have been categorized under 10 recognized breeds as per NBAGR guidelines. The number of animals under each of the indigenous breeds is given in **Table 4.2**.

Table 5.2: Breed wise number of animals under Indigenous Sheep					
Sr. No.	Name of Breed	Pure (No.)	Graded (No.)	Total (No.)	Percentage share with respect to Total (%)
1	Nali	25368	29288	54656	20.4
2	Marwari	11621	10855	22476	8.4
3	Chokala	11167	9873	21040	7.8
4	Magra	2394	2133	4527	1.7
5	Jaisalmeri	185	0	185	0.1
6	Muzzafarnagri	168	0	168	0.1
7	Balangir	27	0	27	--
8	Bellary	10	0	10	--
9	Gaddi	2	0	2	--
10	Tibetan	0	1	1	--
Total Indigenous Breeds		50942	52150	103092	38.42
Non-Descript		--	--	165225	61.58
Total Indigenous Sheep		50942	52150	268317	

(-) Negligible



Graph 5.3: shows the percentage distribution of various indigenous breeds of the sheep population. It is observed that among the indigenous breeds the Nali breed contribute the highest in the category with 20.4% following which the breeds namely Marwari, Chokala, Magra, Jaisalmeri and Muzzafarnagri contribute a major share as shown in the diagram.

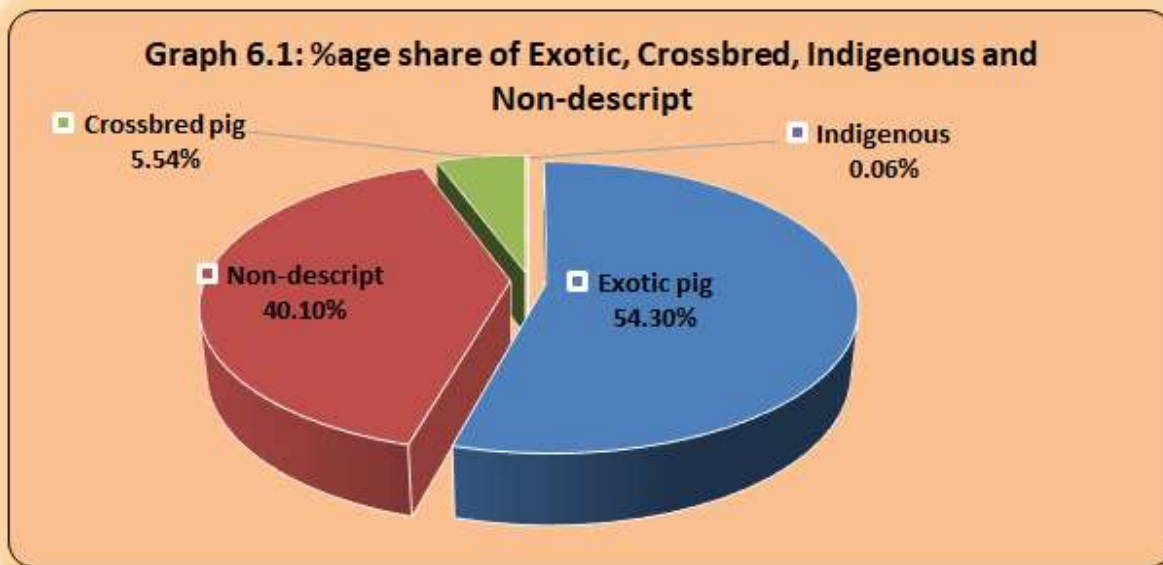
CHAPTER-6

PIG

6.1 Introduction



As per the 20th Livestock Census 1.52% of the livestock population are contributed by Pigs. Pigs are divided into four main categories like Exotic, Crossbred pigs, Indigenous and Non-descript pigs. The share of pig population among exotic, crossbred, indigenous and non-descript categories is depicted on the diagram below:-

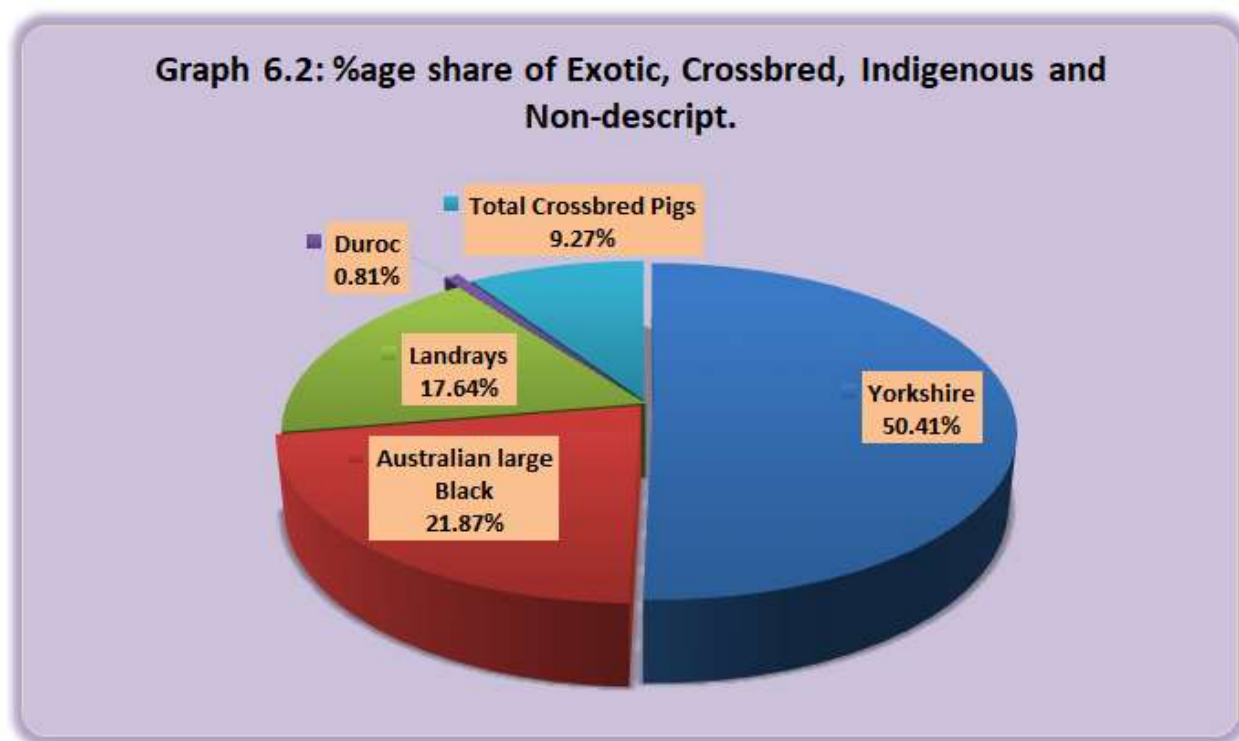


6.2 Exotic/Crossbred Pigs

The exotic breeds of pigs are divided into 6 breeds besides the crossbred pigs as per **Table 6.1**. The **Graph 6.2** also shows the percentage distribution of various exotic and crossbred pigs with respect to the total number of exotic/ crossbred pigs. The exotic breeds like Yorkshire, Australian large Black,

Landrays, Duroc, Hampshire and Saddleback have their significant share in total exotic/crossbred pigs.

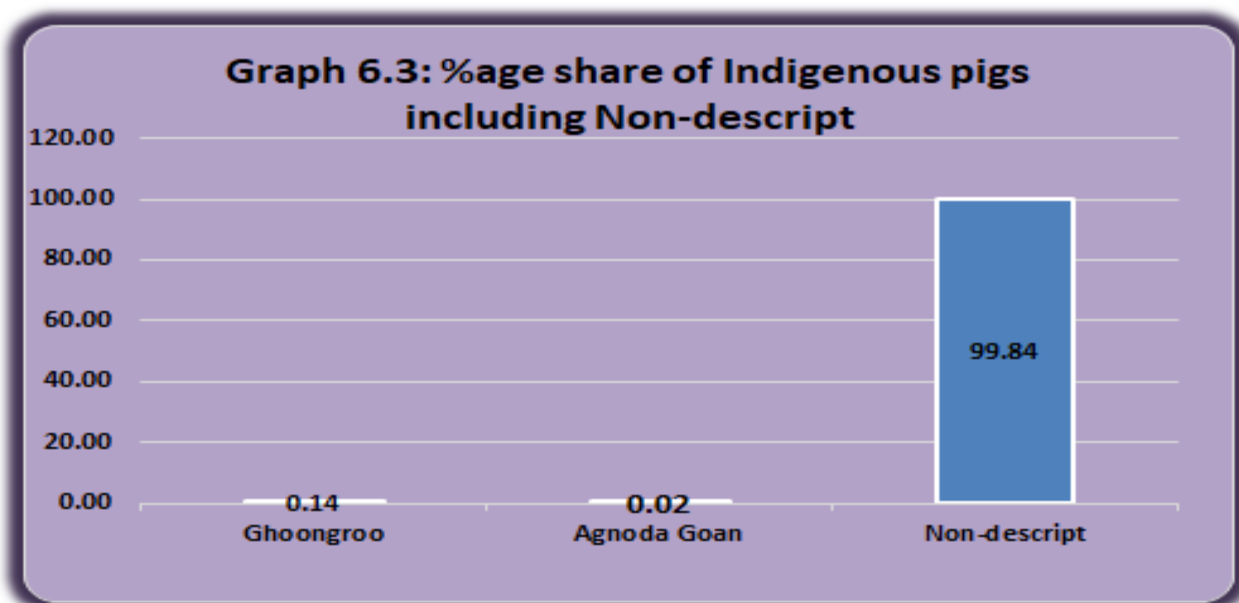
Table 6.1: Breed-wise Number of Exotic and Crossbred Pigs			
Sr. No.	Name of Breed	Total Animals(No.)	Percentage share with respect to the total(%)
1	Exotic Pigs		
	Yorkshire	32625	50.4
	Australian large Black	14154	21.9
	Landrays	11416	17.6
	Duroc	525	0.8
	Hampshire	45	0.1
	Saddleback	4	0.0
	Total Exotic Pigs	58769	90.7
2	Total Crossbred Pigs	5998	9.3
Total Exotic/ Corssbred Pigs		64767	



6.3 Indigenous Pigs

The total indigenous pigs are categorized into 6 (excluding Non-descript) breeds as per NBAGR guidelines. The number of animals under each of the indigenous breeds of Pig is given in **Table 6.2**. The **Graph 6.3** also shows the percentage distribution of all the indigenous breeds.

Table 6.2: Breed-wise Number of Indigenous Pigs			
Sr. No.	Name of Breed	Total Animals (No.)	Percentage share with respect to the total(%)
1	Ghoongroo	60	0.1
2	Agnoda Goan	10	0.0
Total Indigenous Breeds		70	0.2
Non-descript		43403	99.8
Total Indigenous Pigs		43473	



CHAPTER-7

HORSES & PONIES

7.1 Introduction

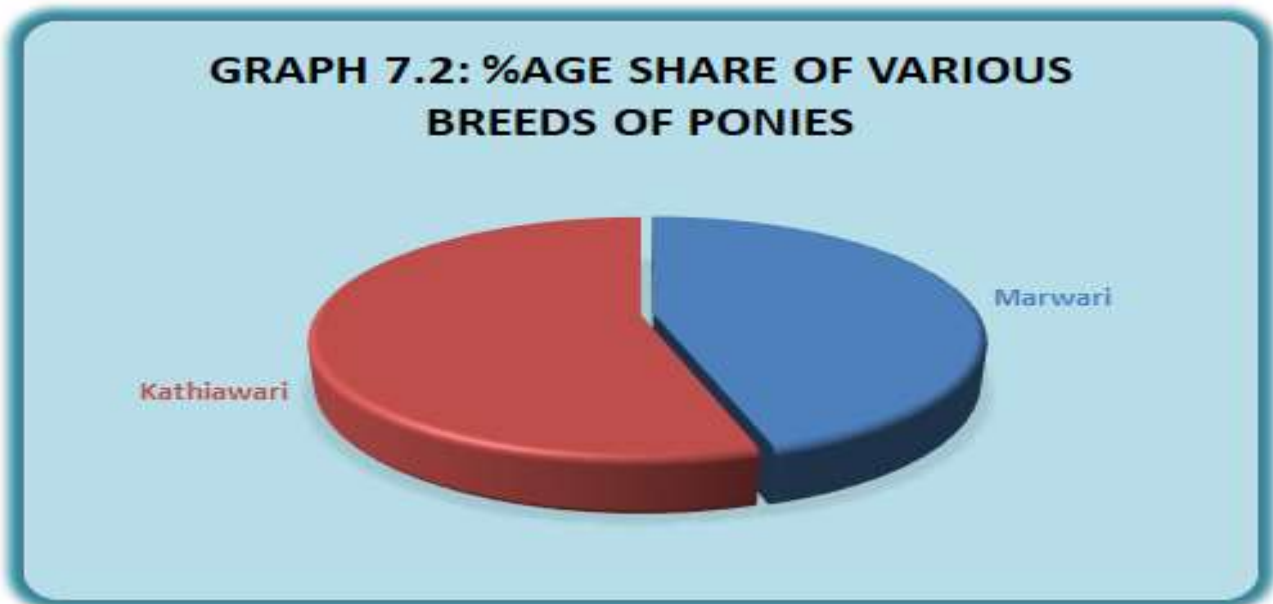
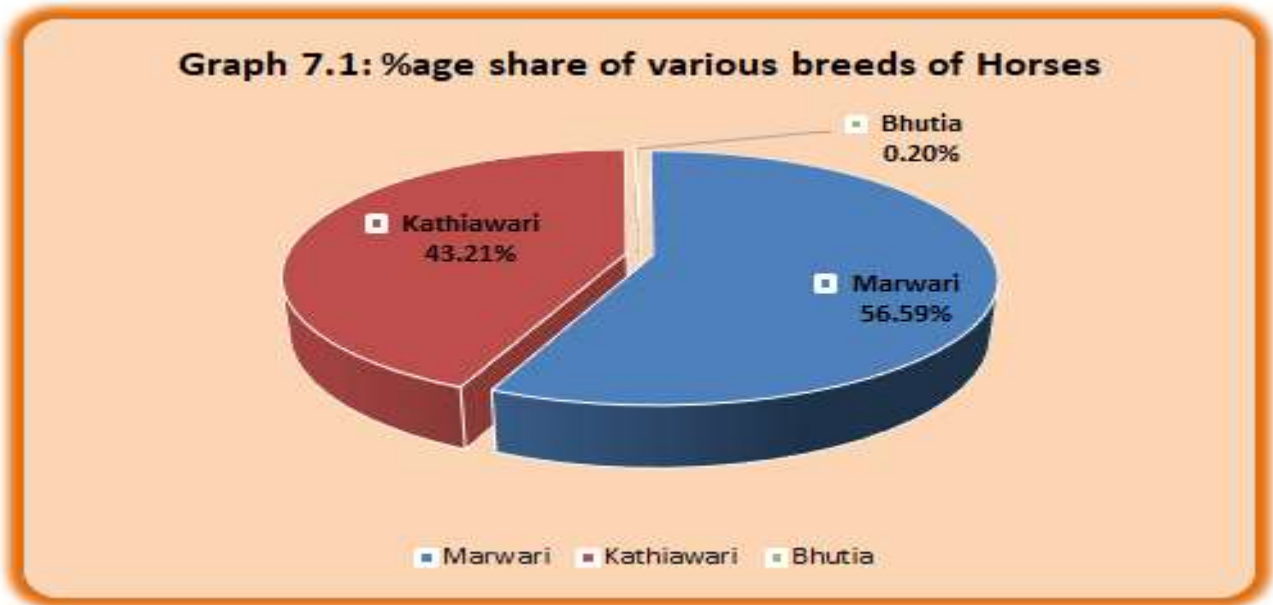


As per the 20th Livestock Census, 0.14% of the livestock population are contributed by Horses & Ponies. In 20th Livestock Census, the animals were reported in one category under 'Horses & Ponies'. However, all the recognized breeds of Horses and Ponies have been separately counted and the number of animals in each recognized breed is given in the table below:-

Sr. No.	Name of the Breed	No. of Horses (Nos.)	No. of Ponies (Nos.)	Total (Nos.)	Percentage share with respect to the total (%)
1	Marwari	1412	51	1463	17.49
2	Kathiawari	1078	62	1140	13.63
3	Bhutia	4	0	4	0.05
4	Zanskari	1	0	1	0.01
Total Breeds		2495	113	2608	31.18
Non-Descript		5226	529	5755	68.82
Total Horses & Ponies		7721	642	8363	

The four recognized breeds of Horses and two recognized breeds of Ponies, were considered besides non-descript. As per definition, ponies and horses are both equines but generally identified according to the variation in their heights and best wisdom of the enumerators. The horses and ponies are to be considered in their respective breeds for academic interest and the figures are shown against their respective breeds.

Most of these breeds are identified under Horses than in Ponies as evident from the **Graph 7.1** and **Graph 7.2** shown below.



CHAPTER-8

MULES & DONKEYS

8.1 Introduction

As per 20th Livestock Census 0.05% of the Livestock population are contributed by Mules & Donkeys taken together. The mule population is based on the single breed of mule origin whereas the donkey population is divided into breeds Spiti and Non-Descript.

8.2 Mules

The mules are considered under single breed in Breed Survey. As per 20th Livestock Census, only 0.04% of the livestock population is contributed by mules. The mule population accordingly to their age composition are given in the following **Table 8.1:**



Category	Mules(Nos.)
Under 3 years	656
3 years and above	1844
Total	2500

8.3 Donkeys

There is only one breed, viz. Spiti, which are recognized by NBAGR, the age-sex distribution of the breeds of donkeys is shown in **Table 8.2**. The percentage share of these breeds of donkeys is depicted in diagram **Graph 8.2**.

Category	Spiti(No.)	Non-descript (No.)	Total (No.)
Male	52	300	352
Female	124	324	448
Total (Male + Female)	176	624	800
Percentage share with respect to their total (%)	22	78	

CHAPTER-9

POULTRY

9.1 Introduction

The Poultry can be further categorized under four groups i.e. Fowls, Ducks, Turkey and Others. Poultry is divided into two parts i.e. Backyard Poultry and Poultry Farms. In 20th Livestock Census, birds fall under these broad categories are further bifurcated in the respective breeds as recognized by National Bureau of Animal Genetic Resources (NBAGR).

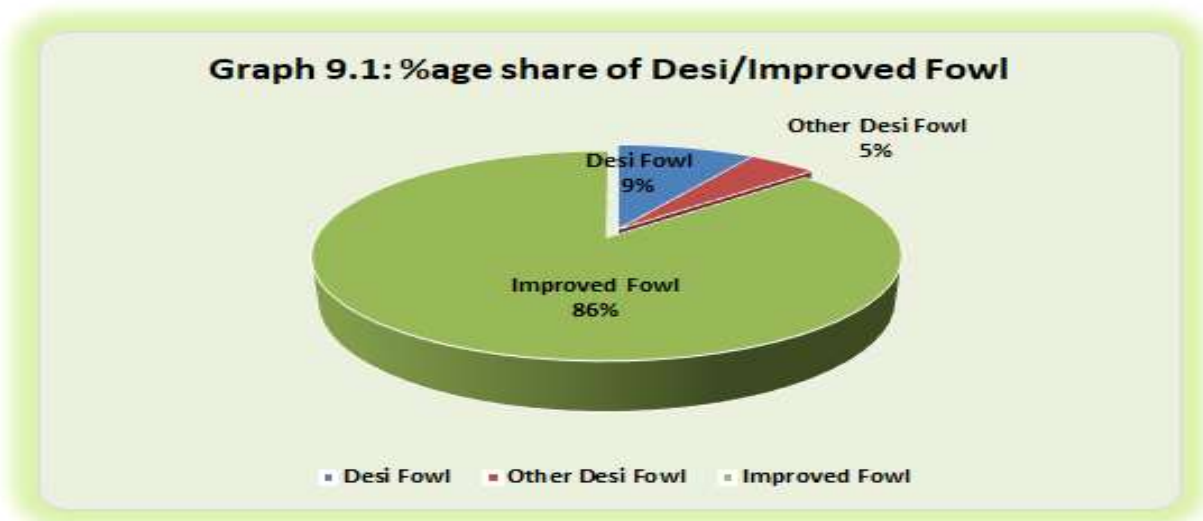
9.2 Fowl

The Fowl Category is one of the high yielding categories of birds in Poultry. The Indigenous Fowl can be further categorized under two groups i.e. Desi and Improved.

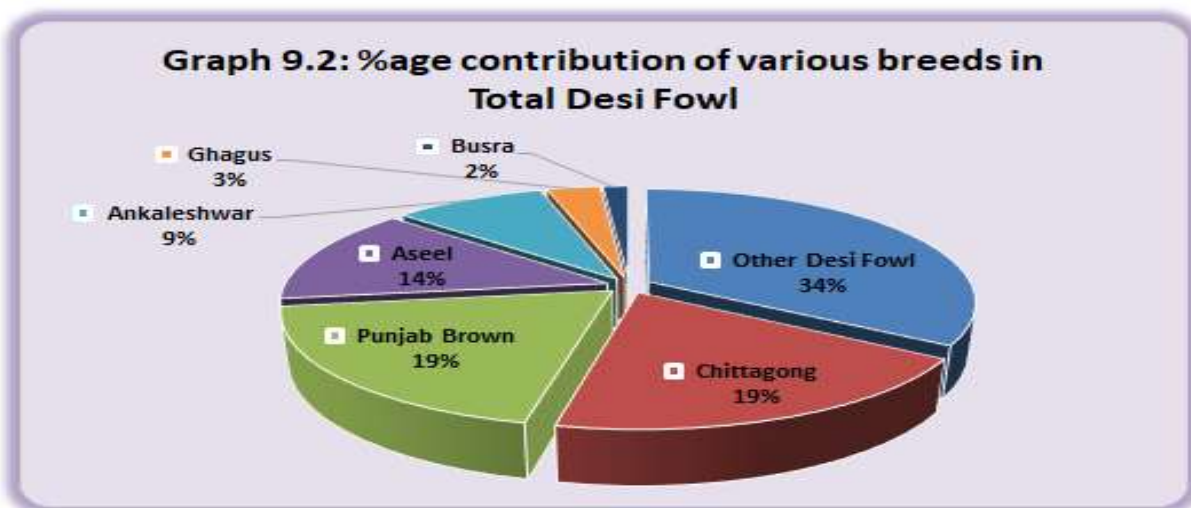


The following **Table 9.1** shows the breed-wise number of poultry.

Table 9.1 Breed-wise total number of fowls under Backyard Poultry and Poultry Farm				
Breed Name	Backyard Poultry	Poultry Farm	Total	%age share with respect to total (%)
Chittagong	645	1216000	1216645	2.6
Punjab Brown	83466	1129479	1212945	2.6
Aseel	25532	829119	854651	1.8
Ankaleshwar	10711	545401	556112	1.2
Ghagus	78	195000	195078	0.4
Busra	2801	91000	93801	0.2
Kalahasthi	14	30000	30014	0.1
Kadakhnath	3337	6039	9376	0.0
Mewari	89	999	1088	0.0
Miri	14	999	1013	0.0
Harringhata Black	746	0	746	0.0
Danki	151	0	151	0.0
Kashmir Favorolla	88	0	88	0.0
Hasli	85	0	85	0.0
Tellichery	29	0	29	0.0
Daothigir	12	0	12	0.0
Nicobari	11	0	11	0.0
Kaunayen	6	0	6	0.0
Total Desi Fowl	127815	4044036	4171851	9.0
Other Desi Fowl	108193	2017068	2125261	4.6
Improved Fowl	230612	39767241	39997853	86.4
Total Fowl	466620	45828345	46294965	
(-) Negligible				



The **Graph 9.1** (above) shows that the Improved Fowl has the highest share with 86% as compared to 9% Desi Fowl and 5% Other Desi Fowls.



The **Graph 9.2** (above) shows that the Other Desi Fowl has the highest contribution of 34% among the total desi fowl population followed Chittagong, Punjab Brown, Aseel, Ankaleshwar, Ghagus and Busra with 19%, 19%, 14%, 9%, 3% and 2% of total fowl population.

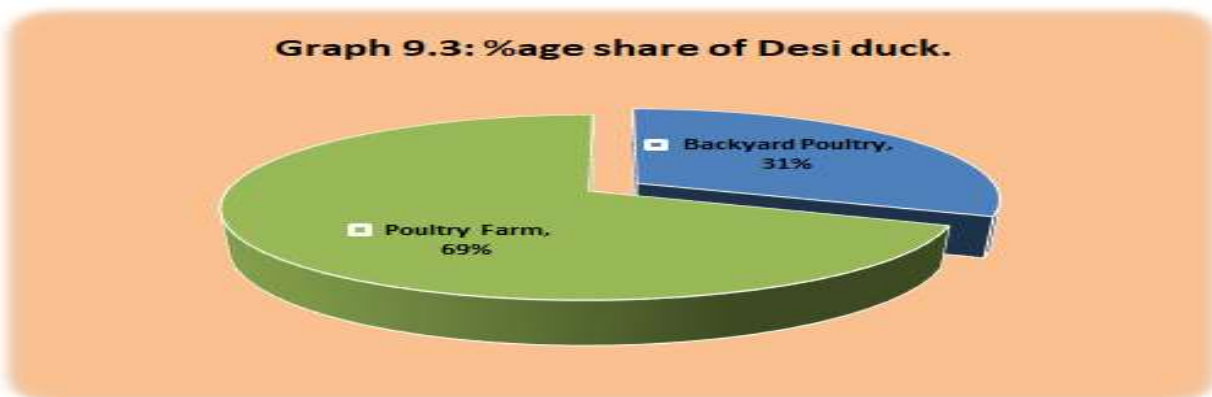
9.3 DUCK

The Duck can be further categorized under two groups i.e Desi and Improved. As per 20th Livestock Census the Ducks contributes nearly 0.05% of the total Poultry population. The following **Table 9.2** shows the number of Desi Duck and Improved Duck.



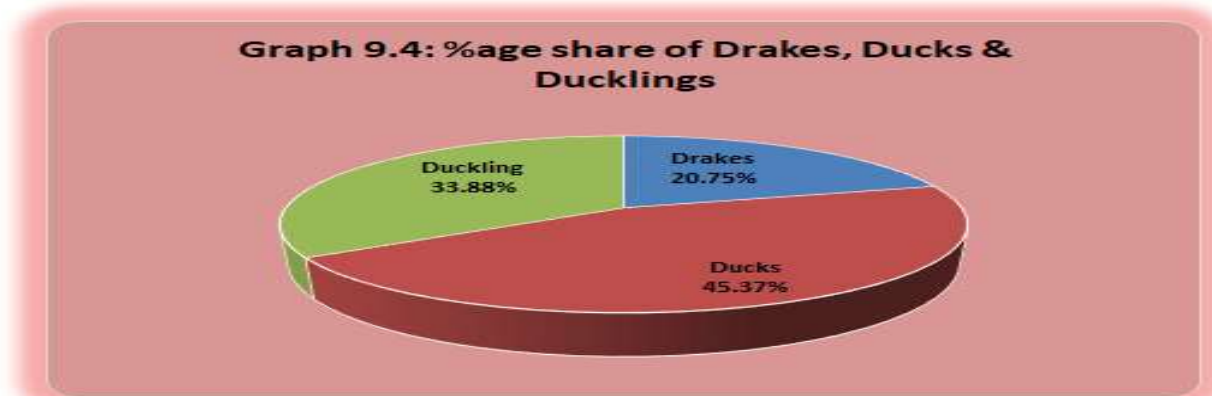
Breed Name	Backyard Poultry	Poultry Farm	Total
Desi Duck	6929	15524	22453
Total Duck	6929	15524	22453

The **Graph 9.3** (Below) shows that the Poultry Farms has the highest share with 69% as compared to 31% of Backyard poultry.



The following **Table 9.3** shows the number of Drakes, Ducks and Ducklings.

Breed Name	Backyard Poultry	Poultry Farm	Total	%age share with respect to total (%)
Drakes	1806	2853	4659	20.75
Ducks	3832	6355	10187	45.37
Duckling	1291	6316	7607	33.88
Total Ducks	6929	15524	22453	



The **Graph 9.4**(above) shows that the Ducks has the highest share with 45.37% as compared to 33.88% of Duckling and 20.75% of Drakes.

CHAPTER-10

OTHER LIVESTOCK SPECIES

10.1 Introduction

In the 20th Livestock Census, other than Livestock and Poultry species which are mentioned in previous chapters, data on domestic dogs, rabbits and elephants were also recorded which is available on Household(HH)/ Household Enterprises (HHE)/ Non-household Enterprises (NHHE). In the census, no breed of other species was recorded as no breed has been identified and registered by NBAGR.

10.2 Dogs

As per the 20th Livestock Census, 61 thousand of the livestock population are contributed by domestic dogs. The street dogs are to be counted separately and recorded as stray dogs.



Table 10.1: Number of Dog		
Total Male (Nos.)	Total Female (Nos.)	Total Dog (Nos.)
44,860	16,818	61,678

10.3 Stray Cattle and Stray Dogs

As per the 20th Livestock Census, 1,27,917 No. and 4,64,578 No. of the Livestock Population are contributed by Stray cattle and Stray dogs.

10.4 Rabbits

As per the 20th Livestock Census, 4,512 Nos. of the Livestock Population are contributed by Rabbits.

10.5 Elephants

As per the 20th Livestock Census, 5 Nos. of the livestock population are contributed by Elephants. Wild elephants were not recorded in the Census.

ANIMAL HUSBANDRY & DAIRYING DEPARTMENT, HARYANA

TABLE - 1 DISTRICT-WISE/ SPECISE-WISE COUNT (RURAL+URBAN) AS PER 20TH LIVESTOCK CENSUS 2019

SR. NO.	DISTRICT	CATTLE	BUFFALO	GOAT	SHEEP	PIG	HORSE	PONY	MULE	DONKEY	CAMEL	DOG	RABBIT	ELEPHANT	TOTAL LIVESTOCK
		1	2	3	4	5	6	7	8	9	10	11	12	13	14
1	Ambala	71160	137620	6695	16887	4128	516	5	226	3	0	4172	56	0	241468
2	Bhiwani	105436	277739	32270	34533	3517	584	54	182	80	1001	6184	121	0	461701
3	Ch dadri	38753	153675	17225	12946	1737	190	24	111	33	338	2315	14	0	227361
4	Faridabad	42988	114183	6790	3721	1562	112	4	23	21	5	2832	102	0	172343
5	Fatehabad	109062	234323	13189	15146	2160	443	17	57	12	547	2373	87	0	377416
6	Gurugram	64055	112688	9752	3207	8880	710	99	84	88	25	8248	299	0	208135
7	Hisar	170440	426486	18864	33689	4157	570	43	106	70	341	2727	39	0	657532
8	Jhajjar	62593	180527	7837	9396	11989	347	29	330	37	18	2949	45	0	276097
9	Jind	116871	396305	11071	22853	6334	555	90	163	14	106	1510	1008	0	556880
10	Kaithal	91943	281888	6189	10939	4947	587	21	109	6	13	1672	67	0	398381
11	Karnal	155294	200817	9313	10851	10346	677	29	65	21	125	4077	80	0	391695
12	Kurukshetra	101941	139065	7152	10955	4082	469	11	40	10	0	2706	28	1	266460
13	Mahendragarh	51113	187207	45967	22995	1354	412	8	135	19	807	2312	45	0	312374
14	Mewat	30088	174867	26948	5522	761	127	4	29	70	303	256	1963	0	240938
15	Palwal	49684	199491	13072	7591	3207	320	23	64	89	2	766	74	0	274383
16	Panchkula	32576	57242	7608	3960	1921	100	1	46	22	27	2340	28	0	105871
17	Panipat	74761	165172	4595	5008	4367	387	14	22	6	1	1505	45	0	255883
18	Rewari	44310	160423	24127	5384	7457	260	16	248	22	219	1877	85	0	244428
19	Rohtak	64075	174158	6660	9981	8694	257	39	132	79	2	2014	14	0	266105
20	Sirsa	235775	250809	47609	27888	1687	398	40	231	79	1289	5878	237	0	571920
21	Sonipat	111825	225771	7332	7103	12399	456	61	31	4	0	1605	62	0	366649
22	Yamunanagar	107296	126188	6073	8213	2626	583	10	66	15	1	1389	13	4	252477
TOTAL LIVESTOCK		1932039	4376644	336338	288768	108312	9060	642	2500	800	5170	61707	4512	5	7126497

ANIMAL HUSBANDRY & DAIRYING DEPARTMENT, HARYANA

Table -2 (A) District-wise Details of Exotic Cattle by Age, Sex, Use and Breed Report

District Name	Breed Name	Female						Total Female
		Under 1 Year	1 to 2 & 1/2 Years	Over 2.5 Years				
				In milk	Dry	Not calved once	Others	
AMBALA	Crossbred Holstein Friesion	7885	5284	16678	4753	1295	496	36391
AMBALA	Crossbred Jersey	674	521	1404	421	98	7	3125
AMBALA	Holstein Friesion	613	227	1157	155	59	0	2211
AMBALA	Jersey	37	37	77	15	4	0	170
AMBALA TOTAL		9209	6069	19316	5344	1456	503	41897
BHIWANI	Crossbred Holstein Friesion	4949	3844	8719	2667	570	190	20939
BHIWANI	Crossbred Jersey	751	512	1227	328	151	37	3006
BHIWANI	Holstein Friesion	806	523	1491	334	56	41	3251
BHIWANI	Jersey	139	93	222	56	23	40	573
BHIWANI TOTAL		6645	4972	11659	3385	800	308	27769
CHARKI DADRI	Crossbred Holstein Friesion	2451	2285	4304	786	305	75	10206
CHARKI DADRI	Crossbred Jersey	287	230	539	123	30	1	1210
CHARKI DADRI	Holstein Friesion	874	810	1674	312	89	47	3806
CHARKI DADRI	Jersey	132	102	273	35	18	8	568
CHARKI DADRI TOTAL		3744	3427	6790	1256	442	131	15790
FARIDABAD	Crossbred Holstein Friesion	2010	920	4478	1178	253	77	8916
FARIDABAD	Crossbred Jersey	567	350	1063	454	284	235	2953
FARIDABAD	Holstein Friesion	403	204	602	139	58	49	1455
FARIDABAD	Jersey	457	139	895	48	12	25	1576
FARIDABAD TOTAL		3437	1613	7038	1819	607	386	14900
FATEHABAD	Crossbred Holstein Friesion	6005	6641	12025	4257	969	597	30494
FATEHABAD	Crossbred Jersey	485	465	893	206	59	13	2121
FATEHABAD	Holstein Friesion	711	679	1566	434	72	5	3467
FATEHABAD	Jersey	41	57	99	26	3	0	226
FATEHABAD TOTAL		7242	7842	14583	4923	1103	615	36308
GURUGRAM	Crossbred Holstein Friesion	5779	3592	10030	3891	405	759	24456
GURUGRAM	Crossbred Jersey	788	563	1501	445	30	4	3331
GURUGRAM	Holstein Friesion	486	306	1222	302	53	1	2370
GURUGRAM	Jersey	490	404	891	525	16	12	2338
GURUGRAM TOTAL		7543	4865	13644	5163	504	776	32495
HISAR	Crossbred Holstein Friesion	6160	4767	11296	3515	702	252	26692
HISAR	Crossbred Jersey	1099	733	1817	496	99	42	4286
HISAR	Holstein Friesion	1995	2120	3098	624	107	8	7952
HISAR	Jersey	223	146	396	131	19	6	921
HISAR TOTAL		9477	7766	16607	4766	927	308	39851
JHAJJAR	Crossbred Holstein Friesion	3709	2093	6800	1326	319	434	14681
JHAJJAR	Crossbred Jersey	378	254	723	169	45	9	1578
JHAJJAR	Holstein Friesion	541	358	901	148	18	2	1968
JHAJJAR	Jersey	43	25	75	11	3	0	157
JHAJJAR TOTAL		4671	2730	8499	1654	385	445	18384

ANIMAL HUSBANDRY & DAIRYING DEPARTMENT, HARYANA

Table -2 (A) District-wise Details of Exotic Cattle by Age, Sex, Use and Breed Report

District Name	Breed Name	Female						Total Female
		Under 1 Year	1 to 2 & 1/2 Years	Over 2.5 Years				
				In milk	Dry	Not calved once	Others	
JIND	Crossbred Holstein Friesion	2568	2110	5192	1711	376	116	12073
JIND	Crossbred Jersey	434	285	743	312	61	31	1866
JIND	Holstein Friesion	681	491	1161	303	107	31	2774
JIND	Jersey	88	41	116	49	10	3	307
JIND TOTAL		3771	2927	7212	2375	554	181	17020
KAITHAL	Crossbred Holstein Friesion	5783	4413	11116	3213	772	339	25636
KAITHAL	Crossbred Jersey	580	401	1204	437	64	8	2694
KAITHAL	Holstein Friesion	522	351	1110	406	77	15	2481
KAITHAL	Jersey	79	45	168	42	17	2	353
KAITHAL TOTAL		6964	5210	13598	4098	930	364	31164
KARNAL	Crossbred Holstein Friesion	17964	14662	38251	9909	4592	432	85810
KARNAL	Crossbred Jersey	1800	1349	4017	1040	498	33	8737
KARNAL	Holstein Friesion	889	711	1811	768	166	5	4350
KARNAL	Jersey	83	61	167	48	14	7	380
KARNAL TOTAL		20736	16783	44246	11765	5270	477	99277
KURUKSHETRA	Crossbred Holstein Friesion	12630	10655	27013	6594	3478	646	61016
KURUKSHETRA	Crossbred Jersey	787	610	1528	387	147	32	3491
KURUKSHETRA	Holstein Friesion	1919	1501	3820	1132	219	58	8649
KURUKSHETRA	Jersey	111	60	195	97	13	4	480
KURUKSHETRA TOTAL		15447	12826	32556	8210	3857	740	73636
MAHENDRAGARH	Crossbred Holstein Friesion	2828	2820	5620	1456	453	461	13638
MAHENDRAGARH	Crossbred Jersey	660	481	1086	224	66	5	2522
MAHENDRAGARH	Holstein Friesion	273	213	477	120	15	1	1099
MAHENDRAGARH	Jersey	199	122	345	67	11	1	745
MAHENDRAGARH TOTAL		3960	3636	7528	1867	545	468	18004
MEWAT	Crossbred Holstein Friesion	1042	561	1770	347	105	56	3881
MEWAT	Crossbred Jersey	559	195	782	104	29	46	1715
MEWAT	Holstein Friesion	191	69	308	45	14	0	627
MEWAT	Jersey	245	123	353	116	7	5	849
MEWAT TOTAL		2037	948	3213	612	155	107	7072
PALWAL	Crossbred Holstein Friesion	2665	1132	5082	1549	414	332	11174
PALWAL	Crossbred Jersey	1069	677	2331	706	168	71	5022
PALWAL	Holstein Friesion	284	209	623	121	35	12	1284
PALWAL	Jersey	521	345	985	266	35	14	2166
PALWAL TOTAL		4539	2363	9021	2642	652	429	19646
PANCHKULA	Crossbred Holstein Friesion	1653	1467	3962	1284	191	85	8642
PANCHKULA	Crossbred Jersey	178	167	490	112	15	8	970
PANCHKULA	Holstein Friesion	166	159	543	129	26	1	1024
PANCHKULA	Jersey	18	24	49	19	0	0	110
PANCHKULA TOTAL		2015	1817	5044	1544	232	94	10746

ANIMAL HUSBANDRY & DAIRYING DEPARTMENT, HARYANA

Table -2 (A) District-wise Details of Exotic Cattle by Age, Sex, Use and Breed Report

District Name	Breed Name	Female						Total Female
		Under 1 Year	1 to 2 & 1/2 Years	Over 2.5 Years				
				In milk	Dry	Not calved once	Others	
PANIPAT	Crossbred Holstein Friesion	5862	3709	12001	2915	724	324	25535
PANIPAT	Crossbred Jersey	729	352	1410	259	124	71	2945
PANIPAT	Holstein Friesion	649	652	1483	385	23	35	3227
PANIPAT	Jersey	80	44	186	32	7	9	358
PANIPAT TOTAL		7320	4757	15080	3591	878	439	32065
REWARI	Crossbred Holstein Friesion	3402	2899	6754	1398	484	22	14959
REWARI	Crossbred Jersey	565	436	1104	233	43	10	2391
REWARI	Holstein Friesion	309	219	662	135	37	0	1362
REWARI	Jersey	125	66	255	22	22	0	490
REWARI TOTAL		4401	3620	8775	1788	586	32	19202
ROHTAK	Crossbred Holstein Friesion	1920	1169	3454	1682	242	84	8551
ROHTAK	Crossbred Jersey	480	250	1165	218	53	19	2185
ROHTAK	Holstein Friesion	638	311	1192	468	90	10	2709
ROHTAK	Jersey	114	47	170	67	13	0	411
ROHTAK TOTAL		3152	1777	5981	2435	398	113	13856
SIRSA	Crossbred Holstein Friesion	16358	15784	32601	10935	4011	1558	81247
SIRSA	Crossbred Jersey	1175	1052	2479	643	239	61	5649
SIRSA	Holstein Friesion	873	964	2066	523	129	25	4580
SIRSA	Jersey	96	84	297	71	20	6	574
SIRSA TOTAL		18502	17884	37443	12172	4399	1650	92050
SONIPAT	Crossbred Holstein Friesion	7103	4744	12811	3976	537	523	29694
SONIPAT	Crossbred Jersey	1919	1208	3217	810	160	73	7387
SONIPAT	Holstein Friesion	1554	1087	3314	883	80	25	6943
SONIPAT	Jersey	335	146	513	167	10	1	1172
SONIPAT TOTAL		10911	7185	19855	5836	787	622	45196
YAMUNANAGAR	Crossbred Holstein Friesion	14708	11237	29124	10101	3147	615	68932
YAMUNANAGAR	Crossbred Jersey	2257	1718	4357	1275	190	45	9842
YAMUNANAGAR	Holstein Friesion	1098	954	2378	1113	353	66	5962
YAMUNANAGAR	Jersey	241	125	440	192	30	13	1041
YAMUNANAGAR TOTAL		18304	14034	36299	12681	3720	739	85777
HARYANA TOTAL	Crossbred Holstein Friesion	135434	106788	269081	79443	24344	8473	623563
HARYANA TOTAL	Crossbred Jersey	18221	12809	35080	9402	2653	861	79026
HARYANA TOTAL	Holstein Friesion	16475	13118	32659	8979	1883	437	73551
HARYANA TOTAL	Jersey	3897	2336	7167	2102	307	156	15965
HARYANA TOTAL CATTLE EXOTIC		174027	135051	343987	99926	29187	9927	792105

ANIMAL HUSBANDRY & DAIRYING DEPARTMENT, HARYANA

Table -2 (B) District-wise Details of Exotic Cattle by Age, Sex, Use and Breed Report

District Name	Breed Name	MALE							Total Male	Total (Female + Male)
		Upto 1 & 1/2 Years	Over 1.5 Years							
			Used for breeding only	Used for Agriculture & breeding only	Used for Agriculture only	Used for Bullock cart/ Farm operation	Others			
AMBALA	Crossbred Holstein Friesion	1923	44	86	343	417	207	3020	39411	
AMBALA	Crossbred Jersey	115	3	9	47	33	3	210	3335	
AMBALA	Holstein Friesion	46	0	25	55	14	0	140	2351	
AMBALA	Jersey	5	0	0	2	0	0	7	177	
AMBALA TOTAL		2089	47	120	447	464	210	3377	45274	
BHIWANI	Crossbred Holstein Friesion	1694	19	22	264	123	638	2760	23699	
BHIWANI	Crossbred Jersey	327	1	0	8	22	17	375	3381	
BHIWANI	Holstein Friesion	226	1	2	6	8	65	308	3559	
BHIWANI	Jersey	39	0	0	1	1	0	41	614	
BHIWANI TOTAL		2286	21	24	279	154	720	3484	31253	
CHARKI DADRI	Crossbred Holstein Friesion	729	21	22	68	78	88	1006	11212	
CHARKI DADRI	Crossbred Jersey	90	2	0	3	24	0	119	1329	
CHARKI DADRI	Holstein Friesion	91	5	2	5	20	27	150	3956	
CHARKI DADRI	Jersey	26	0	0	1	1	1	29	597	
CHARKI DADRI TOTAL		936	28	24	77	123	116	1304	17094	
FARIDABAD	Crossbred Holstein Friesion	445	9	46	56	91	8	655	9571	
FARIDABAD	Crossbred Jersey	80	23	7	13	20	115	258	3211	
FARIDABAD	Holstein Friesion	17	4	0	8	2	1	32	1487	
FARIDABAD	Jersey	3	1	0	1	0	0	5	1581	
FARIDABAD TOTAL		545	37	53	78	113	124	950	15850	
FATEHABAD	Crossbred Holstein Friesion	3809	162	8	92	176	1305	5552	36046	
FATEHABAD	Crossbred Jersey	126	0	1	17	11	22	177	2298	
FATEHABAD	Holstein Friesion	213	2	2	16	3	5	241	3708	
FATEHABAD	Jersey	26	0	0	2	0	1	29	255	
FATEHABAD TOTAL		4174	164	11	127	190	1333	5999	42307	
GURUGRAM	Crossbred Holstein Friesion	2337	19	25	12	348	1351	4092	28548	
GURUGRAM	Crossbred Jersey	117	22	3	64	5	13	224	3555	
GURUGRAM	Holstein Friesion	94	6	0	5	0	4	109	2479	
GURUGRAM	Jersey	73	0	0	0	0	0	73	2411	
GURUGRAM TOTAL		2621	47	28	81	353	1368	4498	36993	
HISAR	Crossbred Holstein Friesion	2742	84	4	106	197	625	3758	30450	
HISAR	Crossbred Jersey	313	1	2	33	9	103	461	4747	
HISAR	Holstein Friesion	585	59	1	15	0	4	664	8616	
HISAR	Jersey	46	1	0	14	1	0	62	983	
HISAR TOTAL		3686	145	7	168	207	732	4945	44796	
JHAJJAR	Crossbred Holstein Friesion	1341	28	2	20	40	168	1599	16280	
JHAJJAR	Crossbred Jersey	140	1	0	4	8	1	154	1732	
JHAJJAR	Holstein Friesion	68	5	0	10	1	12	96	2064	
JHAJJAR	Jersey	10	0	0	0	0	0	10	167	
JHAJJAR TOTAL		1559	34	2	34	49	181	1859	20243	
JIND	Crossbred Holstein Friesion	1031	29	7	117	138	588	1910	13983	
JIND	Crossbred Jersey	196	8	6	12	33	27	282	2148	
JIND	Holstein Friesion	242	240	4	38	15	13	552	3326	
JIND	Jersey	22	0	1	1	2	0	26	333	
JIND TOTAL		1491	277	18	168	188	628	2770	19790	

ANIMAL HUSBANDRY & DAIRYING DEPARTMENT, HARYANA

Table -2 (B) District-wise Details of Exotic Cattle by Age, Sex, Use and Breed Report

District Name	Breed Name	MALE							Total Male	Total (Female + Male)
		Upto 1 & 1/2 Years	Over 1.5 Years							
			Used for breeding only	Used for Agriculture & breeding only	Used for Agriculture only	Used for Bullock cart/ Farm operation	Others			
KAITHAL	Crossbred Holstein Friesion	1477	24	145	191	140	598	2575	28211	
KAITHAL	Crossbred Jersey	191	1	9	18	14	2	235	2929	
KAITHAL	Holstein Friesion	92	1	1	8	12	45	159	2640	
KAITHAL	Jersey	15	0	0	7	3	2	27	380	
KAITHAL TOTAL		1775	26	155	224	169	647	2996	34160	
KARNAL	Crossbred Holstein Friesion	4950	118	461	429	448	487	6893	92703	
KARNAL	Crossbred Jersey	519	2	10	75	42	3	651	9388	
KARNAL	Holstein Friesion	221	7	18	12	16	3	277	4627	
KARNAL	Jersey	20	0	1	6	2	0	29	409	
KARNAL TOTAL		5710	127	490	522	508	493	7850	107127	
KURUKSHETRA	Crossbred Holstein Friesion	3460	82	125	316	316	362	4661	65677	
KURUKSHETRA	Crossbred Jersey	214	11	2	19	11	12	269	3760	
KURUKSHETRA	Holstein Friesion	179	87	32	55	14	126	493	9142	
KURUKSHETRA	Jersey	12	1	0	4	0	1	18	498	
KURUKSHETRA TOTAL		3865	181	159	394	341	501	5441	79077	
MAHENDRAGARH	Crossbred Holstein Friesion	878	174	0	12	28	259	1351	14989	
MAHENDRAGARH	Crossbred Jersey	124	1	0	1	3	7	136	2658	
MAHENDRAGARH	Holstein Friesion	42	1	0	0	1	0	44	1143	
MAHENDRAGARH	Jersey	20	1	0	0	0	0	21	766	
MAHENDRAGARH TOTAL		1064	177	0	13	32	266	1552	19556	
MEWAT	Crossbred Holstein Friesion	309	9	3	18	5	70	414	4295	
MEWAT	Crossbred Jersey	27	3	1	3	2	0	36	1751	
MEWAT	Holstein Friesion	30	0	0	3	1	0	34	661	
MEWAT	Jersey	25	0	1	30	8	8	72	921	
MEWAT TOTAL		391	12	5	54	16	78	556	7628	
PALWAL	Crossbred Holstein Friesion	904	51	24	67	208	164	1418	12592	
PALWAL	Crossbred Jersey	406	19	5	53	87	19	589	5611	
PALWAL	Holstein Friesion	43	3	0	13	11	0	70	1354	
PALWAL	Jersey	99	5	4	44	22	0	174	2340	
PALWAL TOTAL		1452	78	33	177	328	183	2251	21897	
PANCHKULA	Crossbred Holstein Friesion	496	7	52	393	137	38	1123	9765	
PANCHKULA	Crossbred Jersey	77	2	2	42	5	4	132	1102	
PANCHKULA	Holstein Friesion	23	2	0	8	3	0	36	1060	
PANCHKULA	Jersey	3	0	0	2	0	1	6	116	
PANCHKULA TOTAL		599	11	54	445	145	43	1297	12043	
PANIPAT	Crossbred Holstein Friesion	2223	108	85	244	195	234	3089	28624	
PANIPAT	Crossbred Jersey	212	12	5	28	14	7	278	3223	
PANIPAT	Holstein Friesion	75	0	2	11	18	7	113	3340	
PANIPAT	Jersey	22	0	0	7	1	1	31	389	
PANIPAT TOTAL		2532	120	92	290	228	249	3511	35576	
REWARI	Crossbred Holstein Friesion	1103	42	2	11	8	54	1220	16179	
REWARI	Crossbred Jersey	161	10	5	0	5	53	234	2625	
REWARI	Holstein Friesion	65	1	1	0	0	1	68	1430	
REWARI	Jersey	11	0	0	0	1	0	12	502	
REWARI TOTAL		1340	53	8	11	14	108	1534	20736	

ANIMAL HUSBANDRY & DAIRYING DEPARTMENT, HARYANA

Table -2 (B) District-wise Details of Exotic Cattle by Age, Sex, Use and Breed Report

District Name	Breed Name	MALE							Total Male	Total (Female + Male)
		Upto 1 & 1/2 Years	Over 1.5 Years							
			Used for breeding only	Used for Agriculture & breeding only	Used for Agriculture only	Used for Bullock cart/ Farm operation	Others			
ROHTAK	Crossbred Holstein Friesion	978	23	7	41	19	924	1992	10543	
ROHTAK	Crossbred Jersey	187	2	1	14	23	19	246	2431	
ROHTAK	Holstein Friesion	184	22	1	30	6	11	254	2963	
ROHTAK	Jersey	21	3	7	7	1	8	47	458	
ROHTAK TOTAL		1370	50	16	92	49	962	2539	16395	
SIRSA	Crossbred Holstein Friesion	7397	388	36	441	344	3677	12283	93530	
SIRSA	Crossbred Jersey	385	9	2	17	32	67	512	6161	
SIRSA	Holstein Friesion	273	15	1	8	18	42	357	4937	
SIRSA	Jersey	28	0	0	4	0	0	32	606	
SIRSA TOTAL		8083	412	39	470	394	3786	13184	105234	
SONIPAT	Crossbred Holstein Friesion	1882	113	36	69	83	596	2779	32473	
SONIPAT	Crossbred Jersey	334	30	21	15	25	145	570	7957	
SONIPAT	Holstein Friesion	425	22	7	20	21	85	580	7523	
SONIPAT	Jersey	32	4	0	1	1	1	39	1211	
SONIPAT TOTAL		2673	169	64	105	130	827	3968	49164	
YAMUNANAGAR	Crossbred Holstein Friesion	1864	39	182	299	153	69	2606	71538	
YAMUNANAGAR	Crossbred Jersey	163	3	4	52	19	4	245	10087	
YAMUNANAGAR	Holstein Friesion	86	7	14	30	4	4	145	6107	
YAMUNANAGAR	Jersey	14	1	2	6	0	0	23	1064	
YAMUNANAGAR TOTAL		2127	50	202	387	176	77	3019	88796	
HARYANA TOTAL	Crossbred Holstein Friesion	43972	1593	1380	3609	3692	12510	66756	690319	
HARYANA TOTAL	Crossbred Jersey	4504	166	95	538	447	643	6393	85419	
HARYANA TOTAL	Holstein Friesion	3320	490	113	356	188	455	4922	78473	
HARYANA TOTAL	Jersey	572	17	16	140	44	24	813	16778	
HARYANA TOTAL CATTLE EXOTIC		52368	2266	1604	4643	4371	13632	78884	870989	

ANIMAL HUSBANDRY & DAIRYING DEPARTMENT, HARYANA

Table -3 (A) District-wise Details of Otherexotic Cattle by Age, Sex, Use and Breed Report

District Name	Breed Name	Female						Total Female
		Under 1 Year	1 to 2.5 Years	Over 2.5 Years				
				In milk	Dry	Not calved once	Others	
AMBALA	Other Exotic Crossbred	1763	1030	4480	1587	165	127	9152
BHIWANI	Other Exotic Crossbred	724	549	1208	512	55	39	3087
CHARKI DADRI	Other Exotic Crossbred	360	275	601	97	12	4	1349
FARIDABAD	Other Exotic Crossbred	488	518	822	212	34	130	2204
FATEHABAD	Other Exotic Crossbred	1062	987	1731	880	199	295	5154
GURUGRAM	Other Exotic Crossbred	550	322	947	358	110	67	2354
HISAR	Other Exotic Crossbred	1735	1480	2235	1048	298	1294	8090
JHAJJAR	Other Exotic Crossbred	1496	827	2200	607	108	165	5403
JIND	Other Exotic Crossbred	515	424	888	453	63	92	2435
KAITHAL	Other Exotic Crossbred	570	432	1021	365	53	23	2464
KARNAL	Other Exotic Crossbred	1700	1261	3357	1605	250	27	8200
KURUKSHETRA	Other Exotic Crossbred	596	542	1299	499	162	167	3265
MAHENDRAGARH	Other Exotic Crossbred	314	303	509	167	36	4	1333
MEWAT	Other Exotic Crossbred	380	325	744	247	114	70	1880
PALWAL	Other Exotic Crossbred	323	162	765	131	31	18	1430
PANCHKULA	Other Exotic Crossbred	162	144	386	161	52	81	986
PANIPAT	Other Exotic Crossbred	853	532	1615	399	181	22	3602
REWARI	Other Exotic Crossbred	482	382	753	247	44	8	1916
ROHTAK	Other Exotic Crossbred	536	307	827	267	57	101	2095
SIRSA	Other Exotic Crossbred	2852	2960	5029	1775	756	507	13879
SONIPAT	Other Exotic Crossbred	1235	1013	2005	858	293	268	5672
YAMUNANAGAR	Other Exotic Crossbred	625	611	1306	345	103	26	3016
HARYANA TOTAL OTHER EXOTIC CROSSBRED		19321	15386	34728	12820	3176	3535	88966

ANIMAL HUSBANDRY & DAIRYING DEPARTMENT, HARYANA

Table -3 (B) District-wise Details of Other exotic Cattle by Age, Sex, Use and Breed Report

District Name	Breed Name	MALE							Total Male	Total (Female + Male)
		Up to 1 & 1/2 Years	Over 1.5 Years					Others		
			Used for breeding only	Used for Agriculture & breeding only	Used for Agriculture only	Used for Bullock cart/ Farm operation				
AMBALA	Other Exotic Crossbred	618	91	12	275	43	62	1101	10253	
BHIWANI	Other Exotic Crossbred	230	2	1	23	142	106	504	3591	
CHARKI DADRI	Other Exotic Crossbred	78	0	0	5	12	0	95	1444	
FARIDABAD	Other Exotic Crossbred	91	41	11	49	6	130	328	2532	
FATEHABAD	Other Exotic Crossbred	565	19	2	24	80	715	1405	6559	
GURUGRAM	Other Exotic Crossbred	177	23	15	0	2	107	324	2678	
HISAR	Other Exotic Crossbred	1859	51	0	25	80	1484	3499	11589	
JHAJJAR	Other Exotic Crossbred	601	539	4	9	23	58	1234	6637	
JIND	Other Exotic Crossbred	282	7	15	38	110	244	696	3131	
KAITHAL	Other Exotic Crossbred	233	0	3	59	45	21	361	2825	
KARNAL	Other Exotic Crossbred	442	6	43	81	30	694	1296	9496	
KURUKSHETRA	Other Exotic Crossbred	306	5	1	15	39	32	398	3663	
MAHENDRAGARH	Other Exotic Crossbred	122	0	0	0	5	2	129	1462	
MEWAT	Other Exotic Crossbred	287	10	2	30	5	74	408	2288	
PALWAL	Other Exotic Crossbred	96	1	1	10	35	29	172	1602	
PANCHKULA	Other Exotic Crossbred	61	2	12	27	31	53	186	1172	
PANIPAT	Other Exotic Crossbred	402	4	17	30	23	144	620	4222	
REWARI	Other Exotic Crossbred	151	7	0	0	3	72	233	2149	
ROHTAK	Other Exotic Crossbred	286	45	126	112	66	90	725	2820	
SIRSA	Other Exotic Crossbred	1650	228	6	183	172	927	3166	17045	
SONIPAT	Other Exotic Crossbred	1009	49	18	19	45	982	2122	7794	
YAMUNANAGAR	Other Exotic Crossbred	134	1	7	30	12	0	184	3200	
HARYANA TOTAL OTHER EXOTIC CROSSBRED		9680	1131	296	1044	1009	6026	19186	108152	

ANIMAL HUSBANDRY & DAIRYING DEPARTMENT, HARYANA

Table -4 (A) District-wise Details of Indigenous Cattle by Age, Sex, Use and Breed Report

District Name	Breed Name	Female						
		Under 1 Year	Up to 3 Years	over 3 years				Total Female
				In milk	Dry	Not calved once	Others	
AMBALA	Belahi	55	58	78	59	68	36	354
AMBALA	belahi graded	7	13	27	11	1	1	60
AMBALA	Gir	6	5	10	3	1	0	25
AMBALA	Gir Graded	7	6	17	4	1	0	35
AMBALA	Hariana	130	91	229	127	93	41	711
AMBALA	Hariana Graded	221	188	471	246	38	20	1184
AMBALA	Kankrej Graded	0	0	0	1	0	0	1
AMBALA	Rathi Graded	0	3	3	3	0	0	9
AMBALA	Sahiwal	63	65	113	38	10	2	291
AMBALA	Sahiwal Graded	221	209	384	104	61	12	991
AMBALA	Tharparkar	1	1	1	0	0	0	3
AMBALA	Tharparkar Graded	4	2	8	2	0	0	16
AMBALA TOTAL		715	641	1341	598	273	112	3680
BHIWANI	Gir	1	1	1	0	0	0	3
BHIWANI	Gir Graded	3	3	2	1	0	0	9
BHIWANI	Hariana	6441	4959	9875	5072	1188	700	28235
BHIWANI	Hariana Graded	1916	1566	2451	1528	243	1005	8709
BHIWANI	Rathi Graded	0	0	1	0	0	0	1
BHIWANI	Sahiwal	1083	855	1685	469	144	62	4298
BHIWANI	Sahiwal Graded	487	454	708	271	58	45	2023
BHIWANI	Tharparkar	6	17	6	25	0	0	54
BHIWANI	Tharparkar Graded	3	2	3	1	0	0	9
BHIWANI TOTAL		9940	7857	14732	7367	1633	1812	43341
CHARKI DADRI	Gir	8	12	21	4	2	0	47
CHARKI DADRI	Gir Graded	2	1	4	1	0	0	8
CHARKI DADRI	Hariana	2053	1634	3282	1089	233	297	8588
CHARKI DADRI	Hariana Graded	460	368	691	243	26	23	1811
CHARKI DADRI	Rathi	2	3	7	2	0	0	14
CHARKI DADRI	Rathi Graded	9	14	20	4	1	0	48
CHARKI DADRI	Sahiwal	441	359	711	153	69	20	1753
CHARKI DADRI	Sahiwal Graded	227	271	374	73	14	3	962
CHARKI DADRI	Tharparkar Graded	0	1	1	0	0	0	2
CHARKI DADRI TOTAL		3202	2663	5111	1569	345	343	13233
FARIDABAD	Belahi	2	1	5	0	0	0	8
FARIDABAD	Gir	151	147	253	89	39	77	756
FARIDABAD	Gir Graded	66	48	116	49	30	41	350
FARIDABAD	Hariana	1279	853	2313	520	371	519	5855
FARIDABAD	Hariana Graded	1294	426	2195	996	98	76	5085
FARIDABAD	Rathi	14	20	57	8	2	1	102
FARIDABAD	Rathi Graded	11	4	15	7	5	3	45
FARIDABAD	Sahiwal	170	121	316	98	24	55	784
FARIDABAD	Sahiwal Graded	418	179	656	321	35	15	1624
FARIDABAD	Tharparkar	4	0	1	0	0	4	9

ANIMAL HUSBANDRY & DAIRYING DEPARTMENT, HARYANA

Table -4 (A) District-wise Details of Indigenous Cattle by Age, Sex, Use and Breed Report

District Name	Breed Name	Female						
		Under 1 Year	Up to 3 Years	over 3 years				Total Female
				In milk	Dry	Not calved once	Others	
FARIDABAD	Tharparkar Graded	2	1	3	0	0	0	6
FARIDABAD TOTAL		3411	1800	5930	2088	604	791	14624
FATEHABAD	Gir	31	37	25	5	2	0	100
FATEHABAD	Gir Graded	62	65	73	19	6	0	225
FATEHABAD	Haryana	1106	1169	1778	960	205	454	5672
FATEHABAD	Haryana Graded	2131	2726	3014	2256	295	707	11129
FATEHABAD	Kankrej Graded	1	0	2	1	0	0	4
FATEHABAD	Rathi	80	72	160	61	4	7	384
FATEHABAD	Rathi Graded	369	430	585	274	24	14	1696
FATEHABAD	Sahiwal	824	1026	1203	405	127	34	3619
FATEHABAD	Sahiwal Graded	2317	2537	3072	1264	232	145	9567
FATEHABAD	Tharparkar	4	8	12	9	2	1	36
FATEHABAD	Tharparkar Graded	5	4	11	2	2	0	24
FATEHABAD TOTAL		6930	8074	9935	5256	899	1362	32456
GURUGRAM	Amritmahal	1	1	2	0	0	0	4
GURUGRAM	Amritmahal Graded	0	0	1	0	0	0	1
GURUGRAM	Bargur	0	0	2	0	0	0	2
GURUGRAM	Belahi	18	25	53	9	5	0	110
GURUGRAM	belahi graded	2	1	2	0	0	0	5
GURUGRAM	Dangi	0	0	1	0	0	0	1
GURUGRAM	Gir	161	121	319	94	23	9	727
GURUGRAM	Gir Graded	107	61	146	45	16	7	382
GURUGRAM	Haryana	1413	1345	1511	2245	310	378	7202
GURUGRAM	Haryana Graded	912	635	1282	759	81	19	3688
GURUGRAM	Kankrej	3	4	6	3	0	0	16
GURUGRAM	Kankrej Graded	4	5	6	40	0	0	55
GURUGRAM	Rathi	28	34	58	23	5	3	151
GURUGRAM	Rathi Graded	16	10	24	6	2	0	58
GURUGRAM	Sahiwal	580	440	862	369	42	33	2326
GURUGRAM	Sahiwal Graded	323	226	417	136	20	15	1137
GURUGRAM	Tharparkar	3	3	7	2	0	0	15
GURUGRAM	Tharparkar Graded	1	1	4	5	0	0	11
GURUGRAM TOTAL		3572	2912	4703	3736	504	464	15891
HISAR	Belahi	93	43	146	39	12	24	357
HISAR	belahi graded	2	0	8	1	0	1	12
HISAR	Dangi	1	0	0	1	0	0	2
HISAR	Gir	188	88	150	55	26	30	537
HISAR	Gir Graded	235	140	287	79	19	34	794
HISAR	Haryana	7033	5792	9483	5650	1165	2569	31692
HISAR	Haryana Graded	2950	2540	3288	2820	324	454	12376
HISAR	Kankrej	1	3	4	1	1	0	10
HISAR	Kankrej Graded	0	0	0	2	0	0	2
HISAR	Nagori	0	0	0	0	0	0	0

ANIMAL HUSBANDRY & DAIRYING DEPARTMENT, HARYANA

Table -4 (A) District-wise Details of Indigenous Cattle by Age, Sex, Use and Breed Report

District Name	Breed Name	Female							Total Female
		Under 1 Year	Up to 3 Years	over 3 years					
				In milk	Dry	Not calved once	Others		
HISAR	Nagori Graded	0	0	0	0	0	0	0	0
HISAR	Rathi	372	247	511	152	29	23	1334	1334
HISAR	Rathi Graded	110	93	179	62	8	20	472	472
HISAR	Sahiwal	2035	2187	3103	1230	282	558	9395	9395
HISAR	Sahiwal Graded	998	853	1176	656	121	190	3994	3994
HISAR	Tharparkar	36	35	61	29	33	2	196	196
HISAR	Tharparkar Graded	32	53	36	75	10	10	216	216
HISAR TOTAL		14086	12074	18432	10852	2030	3915	61389	61389
JHAJJAR	Gir	1	2	2	2	0	0	7	7
JHAJJAR	Gir Graded	2	1	2	1	0	0	6	6
JHAJJAR	Hariana	2048	1859	2691	1287	472	1524	9881	9881
JHAJJAR	Hariana Graded	2561	2305	3210	2208	430	69	10783	10783
JHAJJAR	Kankrej	10	20	1	113	5	5	154	154
JHAJJAR	Sahiwal	320	258	367	121	25	138	1229	1229
JHAJJAR	Sahiwal Graded	615	470	909	234	62	25	2315	2315
JHAJJAR	Tharparkar	4	8	7	4	0	0	23	23
JHAJJAR	Tharparkar Graded	2	2	6	1	0	3	14	14
JHAJJAR TOTAL		5563	4925	7195	3971	994	1764	24412	24412
JIND	Belahi	0	1	1	0	0	0	2	2
JIND	Gir	13	7	24	8	0	0	52	52
JIND	Gir Graded	6	1	7	1	0	0	15	15
JIND	Hariana	6997	6413	9341	7274	1073	2061	33159	33159
JIND	Hariana Graded	1806	1099	2541	1616	366	335	7763	7763
JIND	Kankrej Graded	0	0	1	0	0	0	1	1
JIND	Rathi	21	16	35	10	4	0	86	86
JIND	Rathi Graded	1	1	5	5	0	0	12	12
JIND	Sahiwal	927	803	1358	555	82	57	3782	3782
JIND	Sahiwal Graded	587	457	848	279	58	23	2252	2252
JIND	Tharparkar	6	5	6	4	0	0	21	21
JIND	Tharparkar Graded	3	5	4	4	0	0	16	16
JIND TOTAL		10367	8808	14171	9756	1583	2476	47161	47161
KAITHAL	Gir	3	6	3	2	1	0	15	15
KAITHAL	Gir Graded	14	10	25	3	0	2	54	54
KAITHAL	Hariana	2822	2459	3417	3045	700	1053	13496	13496
KAITHAL	Hariana Graded	2636	2213	3676	2927	423	1150	13025	13025
KAITHAL	Rathi	0	0	1	0	0	0	1	1
KAITHAL	Rathi Graded	1	3	5	0	0	0	9	9
KAITHAL	Sahiwal	489	431	705	212	57	40	1934	1934
KAITHAL	Sahiwal Graded	871	929	1162	355	100	50	3467	3467
KAITHAL	Tharparkar	2	0	8	1	0	0	11	11
KAITHAL	Tharparkar Graded	5	2	8	3	3	1	22	22
KAITHAL TOTAL		6843	6053	9010	6548	1284	2296	32034	32034
KARNAL	Belahi	2	0	7	0	2	0	11	11

ANIMAL HUSBANDRY & DAIRYING DEPARTMENT, HARYANA

Table -4 (A) District-wise Details of Indigenous Cattle by Age, Sex, Use and Breed Report

District Name	Breed Name	Female						
		Under 1 Year	Up to 3 Years	over 3 years				Total Female
				In milk	Dry	Not calved once	Others	
KARNAL	Gir	61	99	61	34	2	0	257
KARNAL	Gir Graded	12	1	16	0	1	0	30
KARNAL	Hariana	947	895	1844	1579	182	108	5555
KARNAL	Hariana Graded	1997	1630	2958	2829	463	261	10138
KARNAL	Rathi	7	5	24	8	0	0	44
KARNAL	Rathi Graded	2	0	2	0	0	0	4
KARNAL	Red Sindhi Graded	1	0	1	0	0	0	2
KARNAL	Sahiwal	644	671	1104	382	180	1	2982
KARNAL	Sahiwal Graded	1682	1354	2662	765	304	139	6906
KARNAL	Tharparkar	73	77	35	24	55	0	264
KARNAL	Tharparkar Graded	220	114	429	37	12	0	812
KARNAL TOTAL		5648	4846	9143	5658	1201	509	27005
KURUKSHETRA	Gir	12	11	7	2	1	0	33
KURUKSHETRA	Gir Graded	10	15	3	3	0	0	31
KURUKSHETRA	Hariana	464	537	1113	987	92	39	3232
KURUKSHETRA	Hariana Graded	866	998	1974	1003	241	216	5298
KURUKSHETRA	Rathi	1	0	0	1	0	0	2
KURUKSHETRA	Rathi Graded	1	0	1	1	0	0	3
KURUKSHETRA	Sahiwal	246	270	354	131	75	9	1085
KURUKSHETRA	Sahiwal Graded	944	978	1438	643	290	73	4366
KURUKSHETRA	Tharparkar	0	2	3	6	0	0	11
KURUKSHETRA	Tharparkar Graded	3	2	7	3	1	0	16
KURUKSHETRA TOTAL		2547	2813	4900	2780	700	337	14077
MAHENDRAGARH	Amritmahal Graded	0	0	1	0	0	0	1
MAHENDRAGARH	Belahi	6	6	8	2	1	3	26
MAHENDRAGARH	Gir	14	7	18	11	0	0	50
MAHENDRAGARH	Gir Graded	17	13	24	11	0	0	65
MAHENDRAGARH	Hariana	2265	2766	2749	1866	844	396	10886
MAHENDRAGARH	Hariana Graded	1465	1406	2136	911	389	235	6542
MAHENDRAGARH	Kankrej	2	2	4	1	0	0	9
MAHENDRAGARH	Kankrej Graded	0	2	2	3	0	0	7
MAHENDRAGARH	Rathi	20	18	33	9	2	2	84
MAHENDRAGARH	Rathi Graded	35	29	89	12	0	0	165
MAHENDRAGARH	Sahiwal	112	94	186	39	8	0	439
MAHENDRAGARH	Sahiwal Graded	293	297	382	125	54	17	1168
MAHENDRAGARH	Tharparkar	6	9	13	13	8	3	52
MAHENDRAGARH	Tharparkar Graded	3	1	5	1	0	0	10
MAHENDRAGARH TOTAL		4238	4650	5650	3004	1306	656	19504
MEWAT	Hariana	1073	544	1557	708	154	120	4156
MEWAT	Hariana Graded	461	379	779	441	96	172	2328
MEWAT	Sahiwal	121	90	160	42	32	18	463
MEWAT	Sahiwal Graded	158	102	203	57	30	33	583
MEWAT	Tharparkar	4	2	5	4	0	0	15

ANIMAL HUSBANDRY & DAIRYING DEPARTMENT, HARYANA

Table -4 (A) District-wise Details of Indigenous Cattle by Age, Sex, Use and Breed Report

District Name	Breed Name	Female						
		Under 1 Year	Up to 3 Years	over 3 years				Total Female
				In milk	Dry	Not calved once	Others	
MEWAT	Tharparkar Graded	4	2	0	1	4	14	25
MEWAT TOTAL		1821	1119	2704	1253	316	357	7570
PALWAL	Gir	27	27	84	19	10	9	176
PALWAL	Gir Graded	101	55	181	45	25	13	420
PALWAL	Haryana	507	554	814	246	144	233	2498
PALWAL	Haryana Graded	1808	981	2741	1312	322	95	7259
PALWAL	Rathi	2	1	3	0	0	0	6
PALWAL	Rathi Graded	7	3	10	0	0	1	21
PALWAL	Sahiwal	269	117	371	105	29	18	909
PALWAL	Sahiwal Graded	560	309	824	313	55	21	2082
PALWAL	Tharparkar Graded	3	1	3	1	0	0	8
PALWAL TOTAL		3284	2048	5031	2041	585	390	13379
PANCHKULA	Belahi	327	432	631	514	78	3	1985
PANCHKULA	belahi graded	113	142	178	173	41	2	649
PANCHKULA	Gir	3	20	11	11	0	0	45
PANCHKULA	Gir Graded	18	2	23	6	0	0	49
PANCHKULA	Haryana	101	107	219	88	14	0	529
PANCHKULA	Haryana Graded	151	166	335	138	24	13	827
PANCHKULA	Rathi	0	1	6	0	0	0	7
PANCHKULA	Rathi Graded	2	1	2	0	0	0	5
PANCHKULA	Sahiwal	153	112	262	94	12	18	651
PANCHKULA	Sahiwal Graded	245	244	442	208	8	4	1151
PANCHKULA	Tharparkar	2	8	7	29	3	0	49
PANCHKULA	Tharparkar Graded	8	10	5	18	0	0	41
PANCHKULA TOTAL		1123	1245	2121	1279	180	40	5988
PANIPAT	Dangi Graded	0	0	1	0	0	0	1
PANIPAT	Gir	21	22	46	3	0	8	100
PANIPAT	Gir Graded	44	24	71	13	1	6	159
PANIPAT	Haryana	1812	1455	2243	1839	268	195	7812
PANIPAT	Haryana Graded	1584	1199	2412	1680	391	308	7574
PANIPAT	Kankrej	0	0	1	0	0	0	1
PANIPAT	Kankrej Graded	3	2	4	7	0	9	25
PANIPAT	Sahiwal	447	425	647	206	69	2	1796
PANIPAT	Sahiwal Graded	730	612	1095	316	133	66	2952
PANIPAT	Tharparkar	12	16	18	8	1	0	55
PANIPAT	Tharparkar Graded	2	1	7	1	0	0	11
PANIPAT TOTAL		4655	3756	6545	4073	863	594	20486
REWARI	Gir	58	44	74	39	2	0	217
REWARI	Gir Graded	56	52	86	33	6	0	233
REWARI	Haryana	1538	1903	2493	1196	176	120	7426
REWARI	Haryana Graded	968	946	1607	757	191	22	4491
REWARI	Kankrej	2	6	2	4	2	0	16
REWARI	Kankrej Graded	1	0	1	2	0	0	4

ANIMAL HUSBANDRY & DAIRYING DEPARTMENT, HARYANA

Table -4 (A) District-wise Details of Indigenous Cattle by Age, Sex, Use and Breed Report

District Name	Breed Name	Female						
		Under 1 Year	Up to 3 Years	over 3 years				Total Female
				In milk	Dry	Not calved once	Others	
REWARI	Rathi	36	34	77	24	5	0	176
REWARI	Rathi Graded	34	39	83	20	3	0	179
REWARI	Sahiwal	269	256	344	84	41	108	1102
REWARI	Sahiwal Graded	537	559	644	160	57	2	1959
REWARI	Tharparkar	4	1	8	2	1	0	16
REWARI	Tharparkar Graded	8	10	24	8	1	0	51
REWARI TOTAL		3511	3850	5443	2329	485	252	15870
ROHTAK	Gir	24	7	38	4	1	1	75
ROHTAK	Hariana	3211	1928	3796	2520	1046	838	13339
ROHTAK	Hariana Graded	1836	1493	1781	2112	526	345	8093
ROHTAK	Kankrej	0	0	1	1	0	0	2
ROHTAK	Mewati	0	0	1	0	0	0	1
ROHTAK	Rathi	16	8	23	6	1	0	54
ROHTAK	Red Sindhi Graded	0	1	0	0	0	0	1
ROHTAK	Sahiwal	467	261	546	140	27	15	1456
ROHTAK	Sahiwal Graded	437	290	520	153	78	49	1527
ROHTAK	Tharparkar	4	3	7	3	0	0	17
ROHTAK	Tharparkar Graded	8	5	15	3	1	0	32
ROHTAK TOTAL		6003	3996	6728	4942	1680	1248	24597
SIRSA	Belahi	0	0	2	1	0	0	3
SIRSA	Gir	54	55	72	18	8	0	207
SIRSA	Gir Graded	135	189	137	58	25	9	553
SIRSA	Hariana	1249	1328	1552	1630	316	453	6528
SIRSA	Hariana Graded	3467	3612	5491	2983	873	553	16979
SIRSA	Nagori Graded	0	0	0	0	0	0	0
SIRSA	Rathi	154	160	319	113	20	13	779
SIRSA	Rathi Graded	1421	1576	2491	890	315	142	6835
SIRSA	Red Sindhi	2	0	5	1	0	0	8
SIRSA	Red Sindhi Graded	2	1	5	2	0	0	10
SIRSA	Sahiwal	1130	1353	1688	595	151	65	4982
SIRSA	Sahiwal Graded	5290	5812	7444	2636	892	370	22444
SIRSA	Tharparkar	9	16	21	14	1	0	61
SIRSA	Tharparkar Graded	68	74	132	49	18	7	348
SIRSA TOTAL		12981	14176	19359	8990	2619	1612	59737
SONIPAT	Belahi	0	0	0	0	0	0	0
SONIPAT	Gir	32	34	59	27	0	0	152
SONIPAT	Gir Graded	1	6	8	0	0	0	15
SONIPAT	Hariana	3489	2412	4136	4127	953	825	15942
SONIPAT	Hariana Graded	2583	2270	1945	1855	1115	1831	11599
SONIPAT	Kankrej	1	0	1	0	0	0	2
SONIPAT	Rathi	5	1	6	0	0	0	12
SONIPAT	Sahiwal	707	501	1096	387	83	43	2817
SONIPAT	Sahiwal Graded	673	479	973	327	88	42	2582

ANIMAL HUSBANDRY & DAIRYING DEPARTMENT, HARYANA

Table -4 (A) District-wise Details of Indigenous Cattle by Age, Sex, Use and Breed Report

District Name	Breed Name	Female						
		Under 1 Year	Up to 3 Years	over 3 years				Total Female
				In milk	Dry	Not calved once	Others	
SONIPAT	Tharparkar	0	0	3	1	0	0	4
SONIPAT	Tharparkar Graded	4	6	5	7	2	0	24
SONIPAT TOTAL		7495	5709	8232	6731	2241	2741	33149
YAMUNANAGAR	Belahi	151	134	240	109	10	19	663
YAMUNANAGAR	belahi graded	40	23	62	37	1	0	163
YAMUNANAGAR	Gir	54	55	75	21	4	3	212
YAMUNANAGAR	Gir Graded	51	34	61	26	6	0	178
YAMUNANAGAR	Hariana	213	199	576	255	38	6	1287
YAMUNANAGAR	Hariana Graded	560	416	1171	430	134	82	2793
YAMUNANAGAR	Rathi	3	4	6	2	1	0	16
YAMUNANAGAR	Rathi Graded	5	1	13	2	1	0	22
YAMUNANAGAR	Sahiwal	120	95	232	68	44	5	564
YAMUNANAGAR	Sahiwal Graded	854	796	1523	415	237	8	3833
YAMUNANAGAR	Tharparkar	3	2	13	7	0	0	25
YAMUNANAGAR	Tharparkar Graded	15	14	53	11	6	0	99
YAMUNANAGAR TOTAL		2069	1773	4025	1383	482	123	9855
HARYANA TOTAL	Amritmahal	1	1	2	0	0	0	4
HARYANA TOTAL	Amritmahal Graded	0	0	2	0	0	0	2
HARYANA TOTAL	Bargur	0	0	2	0	0	0	2
HARYANA TOTAL	Belahi	654	700	1171	733	176	85	3519
HARYANA TOTAL	belahi graded	164	179	277	222	43	4	889
HARYANA TOTAL	Dangi	1	0	1	1	0	0	3
HARYANA TOTAL	Dangi Graded	0	0	1	0	0	0	1
HARYANA TOTAL	Gir	923	807	1353	451	122	137	3793
HARYANA TOTAL	Gir Graded	949	727	1289	398	136	112	3611
HARYANA TOTAL	Hariana	48191	41202	67012	44310	10037	12929	223681
HARYANA TOTAL	Hariana Graded	34633	29562	48149	32050	7089	7991	159474
HARYANA TOTAL	Kankrej	19	35	20	123	8	5	210
HARYANA TOTAL	Kankrej Graded	9	9	16	56	0	9	99
HARYANA TOTAL	Mewati	0	0	1	0	0	0	1
HARYANA TOTAL	Nagori	0	0	0	0	0	0	0
HARYANA TOTAL	Nagori Graded	0	0	0	0	0	0	0
HARYANA TOTAL	Rathi	761	624	1326	419	73	49	3252
HARYANA TOTAL	Rathi Graded	2024	2207	3528	1286	359	180	9584
HARYANA TOTAL	Red Sindhi	2	0	5	1	0	0	8
HARYANA TOTAL	Red Sindhi Graded	3	2	6	2	0	0	13
HARYANA TOTAL	Sahiwal	11617	10790	17413	5923	1613	1301	48657
HARYANA TOTAL	Sahiwal Graded	19467	18417	27856	9811	2987	1347	79885
HARYANA TOTAL	Tharparkar	183	213	242	185	104	10	937
HARYANA TOTAL	Tharparkar Graded	403	313	769	233	60	35	1813
HARYANA TOTAL CATTLE INDIGENOUS		120004	105788	170441	96204	22807	24194	539438

ANIMAL HUSBANDRY & DAIRYING DEPARTMENT, HARYANA

Table -4 (B) District-wise Details of Indigenous Cattle by Age, Sex, Use and Breed Report

District Name	Breed Name	MALE							TOTAL (Female + Male)
		Up to 2 Years	over 2 years					Total Male	
			Used for breeding only	Used for Agriculture & breeding	Used for Agriculture only	Used for Bullock cart/ Farm operation	Others		
AMBALA	Belahi	104	16	0	4	2	46	172	526
AMBALA	belahi graded	1	0	0	1	0	0	2	62
AMBALA	Gir	2	0	0	1	0	0	3	28
AMBALA	Gir Graded	12	1	1	4	1	0	19	54
AMBALA	Hariana	154	12	12	113	199	58	548	1259
AMBALA	Hariana Graded	178	2	1	357	291	174	1003	2187
AMBALA	Kankrej Graded	1	0	0	0	0	0	1	2
AMBALA	Rathi Graded	0	0	0	0	0	0	0	9
AMBALA	Sahiwal	19	1	1	3	2	0	26	317
AMBALA	Sahiwal Graded	116	3	0	11	10	11	151	1142
AMBALA	Tharparkar	0	0	0	0	0	0	0	3
AMBALA	Tharparkar Graded	0	0	0	0	1	0	1	17
AMBALA TOTAL		587	35	15	494	506	289	1926	5606
BHIWANI	Gir	1	0	0	0	0	0	1	4
BHIWANI	Gir Graded	0	0	0	0	0	0	0	9
BHIWANI	Hariana	3440	174	223	2692	2784	2171	11484	39719
BHIWANI	Hariana Graded	1010	43	11	521	830	1040	3455	12164
BHIWANI	Rathi Graded	0	0	0	0	0	0	0	1
BHIWANI	Sahiwal	385	23	3	25	15	44	495	4793
BHIWANI	Sahiwal Graded	220	4	0	12	16	90	342	2365
BHIWANI	Tharparkar	12	1	0	0	1	0	14	68
BHIWANI	Tharparkar Graded	0	0	0	0	0	0	0	9
BHIWANI TOTAL		5068	245	237	3250	3646	3345	15791	59132
CHARKI DADRI	Gir	2	0	0	0	0	0	2	49
CHARKI DADRI	Gir Graded	3	0	0	0	0	0	3	11
CHARKI DADRI	Hariana	828	94	56	883	1239	59	3159	11747
CHARKI DADRI	Hariana Graded	213	15	2	57	252	7	546	2357
CHARKI DADRI	Rathi	2	0	0	0	0	0	2	16
CHARKI DADRI	Rathi Graded	0	0	0	0	0	0	0	48
CHARKI DADRI	Sahiwal	152	10	5	5	10	2	184	1937
CHARKI DADRI	Sahiwal Graded	99	3	0	4	25	5	136	1098
CHARKI DADRI	Tharparkar Graded	0	0	0	0	0	0	0	2
CHARKI DADRI TOTAL		1299	122	63	949	1526	73	4032	17265
FARIDABAD	Belahi	0	0	0	0	0	0	0	8
FARIDABAD	Gir	35	4	1	2	1	11	54	810
FARIDABAD	Gir Graded	2	2	0	2	0	0	6	356
FARIDABAD	Hariana	317	36	16	102	27	323	821	6676
FARIDABAD	Hariana Graded	182	14	38	18	53	9	314	5399
FARIDABAD	Rathi	3	2	0	2	1	0	8	110
FARIDABAD	Rathi Graded	0	0	0	0	1	0	1	46
FARIDABAD	Sahiwal	27	5	0	7	0	9	48	832
FARIDABAD	Sahiwal Graded	63	1	1	4	10	0	79	1703
FARIDABAD	Tharparkar	0	0	0	0	0	0	0	9
FARIDABAD	Tharparkar Graded	6	1	1	0	1	0	9	15
FARIDABAD TOTAL		635	65	57	137	94	352	1340	15964
FATEHABAD	Gir	3	6	0	1	0	0	10	110
FATEHABAD	Gir Graded	31	6	0	5	2	0	44	269
FATEHABAD	Hariana	864	44	28	1763	1042	228	3969	9641
FATEHABAD	Hariana Graded	1844	98	105	1094	883	1429	5453	16582
FATEHABAD	Kankrej Graded	0	0	0	0	0	0	0	4
FATEHABAD	Rathi	26	0	0	0	4	0	30	414
FATEHABAD	Rathi Graded	112	3	8	9	5	43	180	1876
FATEHABAD	Sahiwal	372	16	0	44	16	36	484	4103
FATEHABAD	Sahiwal Graded	1279	43	2	112	118	191	1745	11312

ANIMAL HUSBANDRY & DAIRYING DEPARTMENT, HARYANA

Table -4 (B) District-wise Details of Indigenous Cattle by Age, Sex, Use and Breed Report

District Name	Breed Name	MALE							TOTAL (Female + Male)
		Up to 2 Years	over 2 years					Total Male	
			Used for breeding only	Used for Agriculture & breeding	Used for Agriculture only	Used for Bullock cart/ Farm operation	Others		
FATEHABAD	Tharparkar	1	0	0	4	4	0	9	45
FATEHABAD	Tharparkar Graded	3	0	0	0	0	59	62	86
FATEHABAD TOTAL		4535	216	143	3032	2074	1986	11986	44442
GURUGRAM	Amritmahal	0	0	0	0	0	0	0	4
GURUGRAM	Amritmahal Graded	0	0	0	0	0	0	0	1
GURUGRAM	Bargur	1	0	0	0	0	0	1	3
GURUGRAM	Belahi	0	0	0	0	0	0	0	110
GURUGRAM	belahi graded	0	0	0	0	0	0	0	5
GURUGRAM	Dangi	0	0	0	0	0	0	0	1
GURUGRAM	Gir	56	8	0	1	0	2	67	794
GURUGRAM	Gir Graded	19	4	0	0	1	0	24	406
GURUGRAM	Haryana	561	19	26	27	11	202	846	8048
GURUGRAM	Haryana Graded	173	32	7	8	362	701	1283	4971
GURUGRAM	Kankrej	0	0	0	0	0	0	0	16
GURUGRAM	Kankrej Graded	0	0	0	0	0	0	0	55
GURUGRAM	Rathi	2	0	0	0	0	0	2	153
GURUGRAM	Rathi Graded	1	0	0	0	0	0	1	59
GURUGRAM	Sahiwal	131	8	0	0	0	5	144	2470
GURUGRAM	Sahiwal Graded	96	8	0	0	0	11	115	1252
GURUGRAM	Tharparkar	1	0	0	0	0	0	1	16
GURUGRAM	Tharparkar Graded	0	0	0	0	1	0	1	12
GURUGRAM TOTAL		1041	79	33	36	375	921	2485	18376
HISAR	Belahi	15	1	0	29	0	1	46	403
HISAR	belahi graded	0	0	0	0	0	0	0	12
HISAR	Dangi	0	0	0	0	1	0	1	3
HISAR	Gir	44	2	1	14	6	1	68	605
HISAR	Gir Graded	25	2	1	12	8	0	48	842
HISAR	Haryana	5131	218	332	8946	6976	2415	24018	55710
HISAR	Haryana Graded	2470	122	373	936	2513	2091	8505	20881
HISAR	Kankrej	0	0	0	0	0	0	0	10
HISAR	Kankrej Graded	0	0	0	0	0	0	0	2
HISAR	Nagori	0	0	0	1	0	0	1	1
HISAR	Nagori Graded	1	0	0	0	0	0	1	1
HISAR	Rathi	57	4	3	33	12	3	112	1446
HISAR	Rathi Graded	29	1	1	6	7	7	51	523
HISAR	Sahiwal	1070	44	0	38	86	417	1655	11050
HISAR	Sahiwal Graded	589	29	4	55	63	194	934	4928
HISAR	Tharparkar	33	3	1	0	3	0	40	236
HISAR	Tharparkar Graded	37	4	0	0	7	9	57	273
HISAR TOTAL		9501	430	716	10070	9682	5138	35537	96926
JHAJJAR	Gir	0	0	0	0	0	0	0	7
JHAJJAR	Gir Graded	0	0	0	0	0	0	0	6
JHAJJAR	Haryana	897	45	66	431	535	647	2621	12502
JHAJJAR	Haryana Graded	2002	739	28	237	915	486	4407	15190
JHAJJAR	Kankrej	16	2	0	0	0	58	76	230
JHAJJAR	Sahiwal	121	4	0	2	1	74	202	1431
JHAJJAR	Sahiwal Graded	243	2	0	3	6	6	260	2575
JHAJJAR	Tharparkar	1	0	0	0	0	0	1	24
JHAJJAR	Tharparkar Graded	0	0	0	0	0	0	0	14
JHAJJAR TOTAL		3280	792	94	673	1457	1271	7567	31979
JIND	Belahi	0	0	0	0	1	0	1	3
JIND	Gir	17	6	2	2	1	0	28	80
JIND	Gir Graded	4	1	2	2	1	0	10	25
JIND	Haryana	6287	1166	988	9663	12492	3096	33692	66851

ANIMAL HUSBANDRY & DAIRYING DEPARTMENT, HARYANA

Table -4 (B) District-wise Details of Indigenous Cattle by Age, Sex, Use and Breed Report

District Name	Breed Name	MALE							TOTAL (Female + Male)
		Up to 2 Years	over 2 years					Total Male	
			Used for breeding only	Used for Agriculture & breeding	Used for Agriculture only	Used for Bullock cart/ Farm operation	Others		
JIND	Hariana Graded	1217	256	27	1880	2603	330	6313	14076
JIND	Kankrej Graded	0	0	0	0	0	0	0	1
JIND	Rathi	7	0	0	3	8	0	18	104
JIND	Rathi Graded	0	0	0	1	1	0	2	14
JIND	Sahiwal	559	74	1	16	54	238	942	4724
JIND	Sahiwal Graded	348	9	1	36	108	14	516	2768
JIND	Tharparkar	4	1	0	2	1	5	13	34
JIND	Tharparkar Graded	0	0	0	0	0	1	1	17
JIND TOTAL		8443	1513	1021	11605	15270	3684	41536	88697
KAITHAL	Gir	3	0	0	0	1	1	5	20
KAITHAL	Gir Graded	2	0	0	3	0	0	5	59
KAITHAL	Hariana	2353	528	470	2480	1190	1186	8207	21703
KAITHAL	Hariana Graded	2495	114	177	1685	1495	1266	7232	20257
KAITHAL	Rathi	0	0	0	0	0	0	0	1
KAITHAL	Rathi Graded	3	0	0	3	1	0	7	16
KAITHAL	Sahiwal	196	7	7	59	31	18	318	2252
KAITHAL	Sahiwal Graded	401	5	11	65	55	92	629	4096
KAITHAL	Tharparkar	2	0	0	1	0	0	3	14
KAITHAL	Tharparkar Graded	1	0	0	1	1	0	3	25
KAITHAL TOTAL		5456	654	665	4297	2774	2563	16409	48443
KARNAL	Belahi	0	0	0	0	0	0	0	11
KARNAL	Gir	29	2	1	3	2	0	37	294
KARNAL	Gir Graded	0	0	0	0	0	0	0	30
KARNAL	Hariana	602	70	151	160	275	54	1312	6867
KARNAL	Hariana Graded	1429	125	155	271	170	199	2349	12487
KARNAL	Rathi	1	0	0	1	0	0	2	46
KARNAL	Rathi Graded	0	0	0	0	1	0	1	5
KARNAL	Red Sindhi Graded	0	0	0	0	0	0	0	2
KARNAL	Sahiwal	232	8	16	27	12	5	300	3282
KARNAL	Sahiwal Graded	806	55	84	66	49	37	1097	8003
KARNAL	Tharparkar	11	12	0	0	0	0	23	287
KARNAL	Tharparkar Graded	114	13	55	4	0	42	228	1040
KARNAL TOTAL		3224	285	462	532	509	337	5349	32354
KURUKSHETRA	Gir	10	1	0	1	0	0	12	45
KURUKSHETRA	Gir Graded	6	0	0	0	0	0	6	37
KURUKSHETRA	Hariana	214	53	24	93	203	131	718	3950
KURUKSHETRA	Hariana Graded	411	23	31	124	147	217	953	6251
KURUKSHETRA	Rathi	0	0	0	0	0	0	0	2
KURUKSHETRA	Rathi Graded	0	0	0	0	0	0	0	3
KURUKSHETRA	Sahiwal	99	4	3	6	16	13	141	1226
KURUKSHETRA	Sahiwal Graded	349	9	8	30	53	15	464	4830
KURUKSHETRA	Tharparkar	0	0	0	0	1	0	1	12
KURUKSHETRA	Tharparkar Graded	0	0	0	1	1	0	2	18
KURUKSHETRA TOTAL		1089	90	66	255	421	376	2297	16374
MAHENDRAGARH	Amritmahal Graded	0	0	0	0	0	0	0	1
MAHENDRAGARH	Belahi	2	0	0	0	0	0	2	28
MAHENDRAGARH	Gir	2	0	0	0	0	0	2	52
MAHENDRAGARH	Gir Graded	3	0	0	0	0	1	4	69
MAHENDRAGARH	Hariana	1635	282	6	53	339	1048	3363	14249
MAHENDRAGARH	Hariana Graded	747	94	2	89	157	84	1173	7715
MAHENDRAGARH	Kankrej	0	0	0	0	0	0	0	9
MAHENDRAGARH	Kankrej Graded	0	0	0	0	0	0	0	7
MAHENDRAGARH	Rathi	3	1	0	0	0	0	4	88
MAHENDRAGARH	Rathi Graded	12	0	0	0	5	0	17	182

ANIMAL HUSBANDRY & DAIRYING DEPARTMENT, HARYANA

Table -4 (B) District-wise Details of Indigenous Cattle by Age, Sex, Use and Breed Report

District Name	Breed Name	MALE							TOTAL (Female + Male)
		Up to 2 Years	over 2 years					Total Male	
			Used for breeding only	Used for Agriculture & breeding	Used for Agriculture only	Used for Bullock cart/ Farm operation	Others		
MAHENDRAGARH	Sahiwal	24	2	0	1	0	0	27	466
MAHENDRAGARH	Sahiwal Graded	84	2	0	0	2	1	89	1257
MAHENDRAGARH	Tharparkar	4	2	0	0	0	0	6	58
MAHENDRAGARH	Tharparkar Graded	0	0	0	0	0	0	0	10
MAHENDRAGARH TOTAL		2516	383	8	143	503	1134	4687	24191
MEWAT	Hariana	135	24	7	38	18	63	285	4441
MEWAT	Hariana Graded	235	26	4	52	13	230	560	2888
MEWAT	Sahiwal	38	6	0	3	0	23	70	533
MEWAT	Sahiwal Graded	79	3	0	1	0	90	173	756
MEWAT	Tharparkar	1	0	0	0	0	0	1	16
MEWAT	Tharparkar Graded	8	0	0	0	0	6	14	39
MEWAT TOTAL		496	59	11	94	31	412	1103	8673
PALWAL	Gir	11	1	1	5	4	1	23	199
PALWAL	Gir Graded	19	2	1	5	9	3	39	459
PALWAL	Hariana	249	17	11	67	156	34	534	3032
PALWAL	Hariana Graded	789	58	34	286	484	55	1706	8965
PALWAL	Rathi	1	1	0	0	0	0	2	8
PALWAL	Rathi Graded	1	0	0	0	0	0	1	22
PALWAL	Sahiwal	46	2	0	6	7	3	64	973
PALWAL	Sahiwal Graded	156	5	0	21	31	6	219	2301
PALWAL	Tharparkar Graded	0	0	0	1	0	0	1	9
PALWAL TOTAL		1272	86	47	391	691	102	2589	15968
PANCHKULA	Belahi	201	17	33	142	12	40	445	2430
PANCHKULA	belahi graded	69	6	0	10	2	44	131	780
PANCHKULA	Gir	9	4	0	0	0	0	13	58
PANCHKULA	Gir Graded	22	0	0	0	0	4	26	75
PANCHKULA	Hariana	55	14	20	482	133	5	709	1238
PANCHKULA	Hariana Graded	82	4	32	295	286	28	727	1554
PANCHKULA	Rathi	1	0	0	0	0	0	1	8
PANCHKULA	Rathi Graded	1	0	0	0	0	0	1	6
PANCHKULA	Sahiwal	28	2	3	19	6	1	59	710
PANCHKULA	Sahiwal Graded	132	21	10	241	8	8	420	1571
PANCHKULA	Tharparkar	3	0	0	0	4	0	7	56
PANCHKULA	Tharparkar Graded	0	1	0	0	1	1	3	44
PANCHKULA TOTAL		603	69	98	1189	452	131	2542	8530
PANIPAT	Dangi Graded	0	0	0	0	0	0	0	1
PANIPAT	Gir	2	1	0	1	0	0	4	104
PANIPAT	Gir Graded	5	5	0	1	0	4	15	174
PANIPAT	Hariana	877	245	60	258	222	1319	2981	10793
PANIPAT	Hariana Graded	1261	60	29	224	130	373	2077	9651
PANIPAT	Kankrej	0	0	0	0	0	0	0	1
PANIPAT	Kankrej Graded	0	0	0	0	0	4	4	29
PANIPAT	Sahiwal	234	12	4	8	15	110	383	2179
PANIPAT	Sahiwal Graded	373	33	6	24	16	97	549	3501
PANIPAT	Tharparkar	5	0	0	5	0	0	10	65
PANIPAT	Tharparkar Graded	0	0	0	1	0	0	1	12
PANIPAT TOTAL		2757	356	99	522	383	1907	6024	26510
REWARI	Gir	15	1	0	0	0	0	16	233
REWARI	Gir Graded	15	0	0	0	0	0	15	248
REWARI	Hariana	1475	53	15	86	164	143	1936	9362
REWARI	Hariana Graded	386	19	5	33	68	106	617	5108
REWARI	Kankrej	13	3	0	0	0	8	24	40
REWARI	Kankrej Graded	7	3	0	0	0	13	23	27
REWARI	Rathi	9	0	0	0	0	0	9	185

ANIMAL HUSBANDRY & DAIRYING DEPARTMENT, HARYANA

Table -4 (B) District-wise Details of Indigenous Cattle by Age, Sex, Use and Breed Report

District Name	Breed Name	MALE							TOTAL (Female + Male)
		Up to 2 Years	over 2 years					Total Male	
			Used for breeding only	Used for Agriculture & breeding	Used for Agriculture only	Used for Bullock cart/ Farm operation	Others		
REWARI	Rathi Graded	15	0	0	0	0	0	15	194
REWARI	Sahiwal	57	2	0	0	4	2	65	1167
REWARI	Sahiwal Graded	210	2	1	2	2	10	227	2186
REWARI	Tharparkar	4	0	0	0	0	0	4	20
REWARI	Tharparkar Graded	0	0	0	0	0	0	0	51
REWARI TOTAL		2206	83	21	121	238	282	2951	18821
ROHTAK	Gir	8	1	0	0	0	0	9	84
ROHTAK	Hariana	1992	132	111	1852	1983	1916	7986	21325
ROHTAK	Hariana Graded	2040	542	167	506	1277	1089	5621	13714
ROHTAK	Kankrej	0	0	0	0	0	0	0	2
ROHTAK	Mewati	0	0	0	0	0	0	0	1
ROHTAK	Rathi	4	0	0	0	1	0	5	59
ROHTAK	Red Sindhi Graded	0	0	0	0	0	0	0	1
ROHTAK	Sahiwal	133	5	1	11	3	43	196	1652
ROHTAK	Sahiwal Graded	209	2	2	11	30	41	295	1822
ROHTAK	Tharparkar	2	2	0	0	1	0	5	22
ROHTAK	Tharparkar Graded	5	0	0	1	0	0	6	38
ROHTAK TOTAL		4393	684	281	2381	3295	3089	14123	38720
SIRSA	Belahi	0	0	0	0	0	0	0	3
SIRSA	Gir	8	4	1	2	1	0	16	223
SIRSA	Gir Graded	50	6	1	3	3	16	79	632
SIRSA	Hariana	768	216	15	579	990	423	2991	9519
SIRSA	Hariana Graded	2258	313	193	1279	2049	1184	7276	24255
SIRSA	Nagori Graded	0	0	1	0	0	0	1	1
SIRSA	Rathi	51	5	0	7	11	33	107	886
SIRSA	Rathi Graded	594	67	10	117	197	128	1113	7948
SIRSA	Red Sindhi	0	0	0	0	0	0	0	8
SIRSA	Red Sindhi Graded	0	0	0	0	0	0	0	10
SIRSA	Sahiwal	402	33	2	33	26	85	581	5563
SIRSA	Sahiwal Graded	2731	256	38	201	475	558	4259	26703
SIRSA	Tharparkar	1	3	0	1	5	0	10	71
SIRSA	Tharparkar Graded	39	9	1	15	18	2	84	432
SIRSA TOTAL		6902	912	262	2237	3775	2429	16517	76254
SONIPAT	Belahi	0	1	0	0	0	0	1	1
SONIPAT	Gir	5	5	0	1	0	0	11	163
SONIPAT	Gir Graded	0	0	0	0	0	0	0	15
SONIPAT	Hariana	2965	222	236	862	967	1877	7129	23071
SONIPAT	Hariana Graded	1561	177	123	230	402	1098	3591	15190
SONIPAT	Kankrej	0	0	0	0	0	0	0	2
SONIPAT	Rathi	0	0	0	0	0	0	0	12
SONIPAT	Sahiwal	308	41	5	12	18	195	579	3396
SONIPAT	Sahiwal Graded	293	29	0	21	17	131	491	3073
SONIPAT	Tharparkar	0	0	0	0	0	0	0	4
SONIPAT	Tharparkar Graded	0	1	0	0	0	2	3	27
SONIPAT TOTAL		5132	476	364	1126	1404	3303	11805	44954
YAMUNANAGAR	Belahi	22	10	0	10	0	0	42	705
YAMUNANAGAR	belahi graded	1	0	0	1	0	0	2	165
YAMUNANAGAR	Gir	6	1	2	2	1	2	14	226
YAMUNANAGAR	Gir Graded	12	0	0	0	1	0	13	191
YAMUNANAGAR	Hariana	23	3	14	68	15	0	123	1410
YAMUNANAGAR	Hariana Graded	96	9	17	126	31	6	285	3078
YAMUNANAGAR	Rathi	0	0	0	0	0	0	0	16
YAMUNANAGAR	Rathi Graded	0	0	0	1	0	0	1	23
YAMUNANAGAR	Sahiwal	26	0	1	4	0	0	31	595

ANIMAL HUSBANDRY & DAIRYING DEPARTMENT, HARYANA

Table -4 (B) District-wise Details of Indigenous Cattle by Age, Sex, Use and Breed Report

District Name	Breed Name	MALE							TOTAL (Female + Male)
		Up to 2 Years	over 2 years					Total Male	
			Used for breeding only	Used for Agriculture & breeding	Used for Agriculture only	Used for Bullock cart/ Farm operation	Others		
YAMUNANAGAR	Sahiwal Graded	169	2	11	23	12	6	223	4056
YAMUNANAGAR	Tharparkar	0	0	2	2	6	0	10	35
YAMUNANAGAR	Tharparkar Graded	0	0	0	2	1	0	3	102
YAMUNANAGAR TOTAL		355	25	47	239	67	14	747	10602
HARYANA TOTAL	Amritmahal	0	0	0	0	0	0	0	4
HARYANA TOTAL	Amritmahal Graded	0	0	0	0	0	0	0	2
HARYANA TOTAL	Bargur	1	0	0	0	0	0	1	3
HARYANA TOTAL	Belahi	344	45	33	185	15	87	709	4228
HARYANA TOTAL	belahi graded	71	6	0	12	2	44	135	1024
HARYANA TOTAL	Dangi	0	0	0	0	1	0	1	4
HARYANA TOTAL	Dangi Graded	0	0	0	0	0	0	0	1
HARYANA TOTAL	Gir	268	47	9	36	17	18	395	4188
HARYANA TOTAL	Gir Graded	230	29	6	37	26	28	356	3967
HARYANA TOTAL	Haryana	31822	3667	2887	31698	31960	17398	119432	343113
HARYANA TOTAL	Haryana Graded	23079	2885	1561	10308	15411	12202	65446	224920
HARYANA TOTAL	Kankrej	29	5	0	0	0	66	100	310
HARYANA TOTAL	Kankrej Graded	8	3	0	0	0	17	28	127
HARYANA TOTAL	Mewati	0	0	0	0	0	0	0	1
HARYANA TOTAL	Nagori	0	0	0	1	0	0	1	1
HARYANA TOTAL	Nagori Graded	1	0	1	0	0	0	2	2
HARYANA TOTAL	Rathi	167	13	3	46	37	36	302	3554
HARYANA TOTAL	Rathi Graded	768	71	19	137	218	178	1391	10975
HARYANA TOTAL	Red Sindhi	0	0	0	0	0	0	0	8
HARYANA TOTAL	Red Sindhi Graded	0	0	0	0	0	0	0	13
HARYANA TOTAL	Sahiwal	4659	309	52	329	322	1323	6994	55651
HARYANA TOTAL	Sahiwal Graded	9045	526	179	943	1106	1614	13413	93298
HARYANA TOTAL	Tharparkar	85	24	3	15	26	5	158	1095
HARYANA TOTAL	Tharparkar Graded	213	29	57	26	32	122	479	2292
HARYANA TOTAL CATTLE INDIGENOUS		70790	7659	4810	43773	49173	33138	209343	748781

ANIMAL HUSBANDRY & DAIRYING DEPARTMENT, HARYANA
Table -5 (A) District-wise Details of Non-Descript Cattle by Age, Sex, Use and Breed Report

District Name	Breed Name	Female						
		Under 1 Year	Up To 3 Years	over 3 years				Total Female
				In milk	Dry	Not calved once	Others	
AMBALA	Non-Descript	1874	1559	3405	1565	300	109	8812
BHIWANI	Non-Descript	2315	1972	3748	977	180	335	9527
CHARKI DADRI	Non-Descript	500	413	766	280	24	172	2155
FARIDABAD	Non-Descript	1399	1053	3524	1172	472	426	8046
FATEHABAD	Non-Descript	1831	2200	2561	2181	593	1286	10652
GURUGRAM	Non-Descript	1328	960	1889	762	198	241	5378
HISAR	Non-Descript	2765	2233	4143	1852	357	434	11784
JHAJJAR	Non-Descript	679	532	1120	435	160	201	3127
JIND	Non-Descript	872	588	1346	423	67	79	3375
KAITHAL	Non-Descript	1222	841	1779	747	109	87	4785
KARNAL	Non-Descript	1101	1161	2120	673	130	70	5255
KURUKSHETRA	Non-Descript	425	440	907	424	122	25	2343
MAHENDRAGARH	Non-Descript	987	1084	1266	752	193	366	4648
MEWAT	Non-Descript	2161	1796	2880	1392	608	765	9602
PALWAL	Non-Descript	1997	1597	3428	1199	296	183	8700
PANCHKULA	Non-Descript	923	1364	2471	1390	357	148	6653
PANIPAT	Non-Descript	1703	1238	1889	1172	470	251	6723
REWARI	Non-Descript	564	479	729	232	61	73	2138
ROHTAK	Non-Descript	1040	921	679	320	584	1203	4747
SIRSA	Non-Descript	5987	5592	9290	4771	1325	981	27946
SONIPAT	Non-Descript	1861	1573	2314	1161	424	655	7988
YAMUNANAGAR	Non-Descript	935	749	1721	587	158	103	4253
HARYANA TOTAL	Non-Descript	34469	30345	53975	24467	7188	8193	158637

ANIMAL HUSBANDRY & DAIRYING DEPARTMENT, HARYANA

Table -5 (B) District-wise Details of Non-Descript Cattle by Age, Sex, Use and Breed Report

District Name	Breed Name	MALE							Total (Female + Male)
		Up To 2 Years	over 2 years					Total Male	
			Used for breeding only	Used for Agriculture & breeding only	Used for Agriculture only	Used for Bullock cart/ Farm operation	Others		
AMBALA	Non-Descript	372	20	16	353	426	28	1215	10027
BHIWANI	Non-Descript	631	35	149	692	64	300	1871	11398
CHARKI DADRI	Non-Descript	230	20	2	27	112	63	454	2609
FARIDABAD	Non-Descript	412	73	21	49	38	3	596	8642
FATEHABAD	Non-Descript	2360	116	11	223	556	1574	4840	15492
GURUGRAM	Non-Descript	268	25	8	9	16	165	491	5869
HISAR	Non-Descript	1695	142	74	778	1032	711	4432	16216
JHAJJAR	Non-Descript	339	6	12	26	50	155	588	3715
JIND	Non-Descript	530	71	25	317	636	52	1631	5006
KAITHAL	Non-Descript	782	47	228	311	231	131	1730	6515
KARNAL	Non-Descript	406	13	27	246	122	149	963	6218
KURUKSHETRA	Non-Descript	231	28	9	24	47	142	481	2824
MAHENDRAGARH	Non-Descript	591	148	90	26	109	292	1256	5904
MEWAT	Non-Descript	679	150	13	38	24	715	1619	11221
PALWAL	Non-Descript	727	72	15	131	437	135	1517	10217
PANCHKULA	Non-Descript	690	13	19	2967	194	100	3983	10636
PANIPAT	Non-Descript	861	212	13	143	42	459	1730	8453
REWARI	Non-Descript	342	7	0	4	10	103	466	2604
ROHTAK	Non-Descript	464	16	17	49	96	751	1393	6140
SIRSA	Non-Descript	4481	201	55	568	1484	2094	8883	36829
SONIPAT	Non-Descript	613	61	18	73	70	723	1558	9546
YAMUNANAGAR	Non-Descript	180	11	23	159	31	22	426	4679
HARYANA TOTAL NON-DESCRIPT		17884	1487	845	7213	5827	8867	42123	200760

ANIMAL HUSBANDRY & DAIRYING DEPARTMENT, HARYANA

Table -6 (A) District-wise Details of Indigenous Buffalo by Age, Sex and Use (All)

District Name	Breed Name	Female						Total Female
		Under 1 Year	1 to 3 Years	Over 3 years				
				In milk	Dry	Not calved once	Others	
AMBALA	Bhadawari Graded	0	0	1	0	0	0	1
AMBALA	Murrah	2173	2079	4072	1036	261	17	9638
AMBALA	Murrah Graded	9149	8388	17749	5679	1932	244	43141
AMBALA	Nili Ravi	84	51	152	52	30	1	370
AMBALA	Nili Ravi Graded	153	193	397	130	70	0	943
AMBALA TOTAL		11559	10711	22371	6897	2293	262	54093
BHIWANI	Murrah	41794	46330	64729	13460	5256	1787	173356
BHIWANI	Murrah Graded	16224	18499	23119	5795	1830	116	65583
BHIWANI	Nili Ravi	16	19	33	9	1	0	78
BHIWANI	Nili Ravi Graded	63	48	74	22	2	2	211
BHIWANI TOTAL		58097	64896	87955	19286	7089	1905	239228
CHARKI DADRI	Murrah	24866	30512	39741	9244	3481	304	108148
CHARKI DADRI	Murrah Graded	4785	5505	7671	1153	389	87	19590
CHARKI DADRI	Nili Ravi	10	9	17	3	1	8	48
CHARKI DADRI	Nili Ravi Graded	5	4	10	3	0	0	22
CHARKI DADRI TOTAL		29666	36030	47439	10403	3871	399	127808
FARIDABAD	Murrah	6419	4354	12196	3480	1761	1603	29813
FARIDABAD	Murrah Graded	14230	7213	26124	6462	1205	704	55938
FARIDABAD	Nili Ravi	152	92	266	102	53	75	740
FARIDABAD	Nili Ravi Graded	53	52	115	23	24	28	295
FARIDABAD TOTAL		20854	11711	38701	10067	3043	2410	86786
FATEHABAD	Murrah	17669	25064	27690	8071	3422	217	82133
FATEHABAD	Murrah Graded	24222	33963	40594	10921	3521	145	113366
FATEHABAD	Nili Ravi	135	190	276	68	20	1	690
FATEHABAD	Nili Ravi Graded	147	270	364	113	34	3	931
FATEHABAD TOTAL		42173	59487	68924	19173	6997	366	197120
GURUGRAM	Bhadawari	0	0	1	0	0	0	1
GURUGRAM	Bhadawari Graded	0	1	2	0	0	0	3
GURUGRAM	Mehsana	0	1	1	0	0	0	2
GURUGRAM	Murrah	10420	6583	17325	5252	938	299	40817
GURUGRAM	Murrah Graded	13556	8196	23406	4777	611	391	50937
GURUGRAM	Nili Ravi	72	71	123	22	11	1	300
GURUGRAM	Nili Ravi Graded	14	19	31	13	3	1	81
GURUGRAM	Surti	2	0	2	0	0	0	4
GURUGRAM TOTAL		24064	14871	40891	10064	1563	692	92145
HISAR	Bhadawari	4	6	7	1	0	0	18
HISAR	Bhadawari Graded	0	1	0	1	1	0	3
HISAR	Jaffarabadi	0	0	1	0	0	0	1
HISAR	Jaffarabadi Graded	0	1	1	0	0	0	2
HISAR	Murrah	62065	69444	96075	24507	7184	751	260026
HISAR	Murrah Graded	24552	24173	34029	9833	3408	626	96621
HISAR	Nili Ravi	185	204	285	71	18	8	771
HISAR	Nili Ravi Graded	309	196	334	185	39	18	1081
HISAR	Surti	3	3	7	3	0	0	16
HISAR	Surti Graded	2	1	3	0	0	0	6
HISAR TOTAL		87120	94029	130742	34601	10650	1403	358545

ANIMAL HUSBANDRY & DAIRYING DEPARTMENT, HARYANA

Table -6 (A) District-wise Details of Indigenous Buffalo by Age, Sex and Use (All)

District Name	Breed Name	Female						Total Female
		Under 1 Year	1 to 3 Years	Over 3 years				
				In milk	Dry	Not calved once	Others	
JHAJJAR	Murrah	23248	20266	36713	4678	2158	137	87200
JHAJJAR	Murrah Graded	19139	15700	31335	3777	1453	95	71499
JHAJJAR	Nili Ravi	92	67	143	13	5	0	320
JHAJJAR	Nili Ravi Graded	41	33	77	5	3	0	159
JHAJJAR TOTAL		42520	36066	68268	8473	3619	232	159178
JIND	Murrah	55331	64540	89858	28542	8849	949	248069
JIND	Murrah Graded	17000	19390	25811	9060	1946	180	73387
JIND	Nagpuri Graded	0	0	1	0	0	0	1
JIND	Nili Ravi	255	399	575	173	55	4	1461
JIND	Nili Ravi Graded	78	78	163	51	18	0	388
JIND	Surti Graded	0	0	4	0	0	0	4
JIND TOTAL		72664	84407	116412	37826	10868	1133	323310
KAITHAL	Bhadawari	9	6	12	0	0	0	27
KAITHAL	Bhadawari Graded	1	2	3	1	0	0	7
KAITHAL	Murrah	9411	10399	16312	5366	1502	210	43200
KAITHAL	Murrah Graded	38114	38618	58306	20460	5663	718	161879
KAITHAL	Nili Ravi	157	203	355	138	22	0	875
KAITHAL	Nili Ravi Graded	193	192	432	129	35	1	982
KAITHAL TOTAL		47885	49420	75420	26094	7222	929	206970
KARNAL	Murrah	10275	11908	17689	4314	1826	146	46158
KARNAL	Murrah Graded	25044	26762	43451	13104	6348	269	114978
KARNAL	Nili Ravi	173	208	427	92	31	1	932
KARNAL	Nili Ravi Graded	395	477	941	267	108	8	2196
KARNAL TOTAL		35887	39355	62508	17777	8313	424	164264
KURUKSHETRA	Murrah	5036	5935	8573	2660	1745	117	24066
KURUKSHETRA	Murrah Graded	16773	20503	30046	9874	3985	615	81796
KURUKSHETRA	Nili Ravi	126	205	376	125	66	7	905
KURUKSHETRA	Nili Ravi Graded	174	200	457	140	42	12	1025
KURUKSHETRA TOTAL		22109	26843	39452	12799	5838	751	107792
MAHENDRAGARH	Banni	2	1	1	1	0	0	5
MAHENDRAGARH	Murrah	9674	10639	15599	2867	871	107	39757
MAHENDRAGARH	Murrah Graded	24726	29454	43567	8043	2916	347	109053
MAHENDRAGARH	Nili Ravi	55	48	98	14	3	0	218
MAHENDRAGARH	Nili Ravi Graded	95	121	154	32	11	3	416
MAHENDRAGARH TOTAL		34552	40263	59419	10957	3801	457	149449
MEWAT	Murrah	23101	12091	29367	7705	2532	1254	76050
MEWAT	Murrah Graded	16819	7357	26298	3115	1346	137	55072
MEWAT	Nili Ravi	134	73	187	16	6	0	416
MEWAT	Nili Ravi Graded	50	36	90	16	3	1	196
MEWAT TOTAL		40104	19557	55942	10852	3887	1392	131734
PALWAL	Murrah	1899	2053	4592	1442	207	121	10314
PALWAL	Murrah Graded	33589	19941	55246	13354	3440	451	126021
PALWAL	Nili Ravi	60	97	312	83	11	0	563
PALWAL	Nili Ravi Graded	568	349	864	175	70	0	2026
PALWAL TOTAL		36116	22440	61014	15054	3728	572	138924

ANIMAL HUSBANDRY & DAIRYING DEPARTMENT, HARYANA

Table -6 (A) District-wise Details of Indigenous Buffalo by Age, Sex and Use (All)

District Name	Breed Name	Female						Total Female
		Under 1 Year	1 to 3 Years	Over 3 years				
				In milk	Dry	Not calved once	Others	
PANCHKULA	Murrah	1204	1311	2630	1027	198	20	6390
PANCHKULA	Murrah Graded	6066	7994	14418	5907	1430	263	36078
PANCHKULA	Nili Ravi	53	50	165	50	26	0	344
PANCHKULA	Nili Ravi Graded	123	213	406	154	53	0	949
PANCHKULA TOTAL		7446	9568	17619	7138	1707	283	43761
PANIPAT	Bhadawari	0	0	0	0	0	0	0
PANIPAT	Bhadawari Graded	5	10	11	3	0	0	29
PANIPAT	Jaffarabadi	3	0	5	0	0	0	8
PANIPAT	Jaffarabadi Graded	0	0	3	0	0	0	3
PANIPAT	Murrah	10449	10911	18500	5030	1150	184	46224
PANIPAT	Murrah Graded	20794	18564	37258	7797	2193	536	87142
PANIPAT	Nili Ravi	68	77	152	39	8	0	344
PANIPAT	Nili Ravi Graded	55	57	122	25	13	6	278
PANIPAT TOTAL		31374	29619	56051	12894	3364	726	134028
REWARI	Murrah	15354	15487	25476	4348	1566	98	62329
REWARI	Murrah Graded	19274	17579	32849	4590	2618	67	76977
REWARI	Nili Ravi	6	16	25	3	1	0	51
REWARI	Nili Ravi Graded	14	25	42	2	2	0	85
REWARI TOTAL		34648	33107	58392	8943	4187	165	139442
ROHTAK	Bhadawari	1	0	0	0	0	0	1
ROHTAK	Murrah	31277	27547	50131	9860	3900	323	123038
ROHTAK	Murrah Graded	7178	5631	11246	2254	847	28	27184
ROHTAK	Nili Ravi	29	36	60	7	2	0	134
ROHTAK	Nili Ravi Graded	24	19	57	10	3	0	113
ROHTAK TOTAL		38509	33233	61494	12131	4752	351	150470
SIRSA	Bhadawari	9	27	19	6	2	0	63
SIRSA	Bhadawari Graded	26	50	70	24	8	0	178
SIRSA	Jaffarabadi	3	5	9	0	0	0	17
SIRSA	Jaffarabadi Graded	3	2	21	2	4	0	32
SIRSA	Murrah	8353	10303	14005	3846	1401	220	38128
SIRSA	Murrah Graded	33048	45881	56293	16124	9159	385	160890
SIRSA	Nili Ravi	212	293	496	122	43	9	1175
SIRSA	Nili Ravi Graded	490	770	1211	288	139	1	2899
SIRSA	Surti	0	0	4	0	0	0	4
SIRSA	Surti Graded	10	12	27	5	7	0	61
SIRSA TOTAL		42154	57343	72155	20417	10763	615	203447
SONIPAT	Bhadawari	1	4	4	0	0	0	9
SONIPAT	Bhadawari Graded	0	1	0	0	0	0	1
SONIPAT	Murrah	34185	29090	57744	12994	3356	480	137849
SONIPAT	Murrah Graded	13205	11024	21914	5887	908	239	53177
SONIPAT	Nili Ravi	126	103	246	49	5	8	537
SONIPAT	Nili Ravi Graded	65	82	154	39	10	1	351
SONIPAT TOTAL		47582	40304	80062	18969	4279	728	191924

ANIMAL HUSBANDRY & DAIRYING DEPARTMENT, HARYANA

Table -6 (A) District-wise Details of Indigenous Buffalo by Age, Sex and Use (All)

District Name	Breed Name	Female						Total Female
		Under 1 Year	1 to 3 Years	Over 3 years				
				In milk	Dry	Not calved once	Others	
YAMUNANAGAR	Jaffarabadi	1	0	0	1	0	0	2
YAMUNANAGAR	Murrah	2620	1784	3845	1102	218	87	9656
YAMUNANAGAR	Murrah Graded	16855	15864	29892	11777	3150	481	78019
YAMUNANAGAR	Nili Ravi	140	134	282	101	42	0	699
YAMUNANAGAR	Nili Ravi Graded	385	390	713	218	77	8	1791
YAMUNANAGAR TOTAL		20001	18172	34732	13199	3487	576	90167
HARYANA TOTAL	Banni	2	1	1	1	0	0	5
HARYANA TOTAL	Bhadawari	24	43	43	7	2	0	119
HARYANA TOTAL	Bhadawari Graded	32	65	87	29	9	0	222
HARYANA TOTAL	Jaffarabadi	7	5	15	1	0	0	28
HARYANA TOTAL	Jaffarabadi Graded	3	3	25	2	4	0	37
HARYANA TOTAL	Mehsana	0	1	1	0	0	0	2
HARYANA TOTAL	Murrah	406823	418630	652862	160831	53782	9431	1702359
HARYANA TOTAL	Murrah Graded	414342	406199	690622	179743	60298	7124	1758328
HARYANA TOTAL	Nagpuri Graded	0	0	1	0	0	0	1
HARYANA TOTAL	Nili Ravi	2340	2645	5051	1352	460	123	11971
HARYANA TOTAL	Nili Ravi Graded	3494	3824	7208	2040	759	93	17418
HARYANA TOTAL	Surti	5	3	13	3	0	0	24
HARYANA TOTAL	Surti Graded	12	13	34	5	7	0	71
HARYANA TOTAL INDIGENOUS BUFFALO		827084	831432	1355963	344014	115321	16771	3490585

ANIMAL HUSBANDRY & DAIRYING DEPARTMENT, HARYANA

Table -6 (B) District-wise Details of Indigenous Buffalo by Age, Sex and Use (All)

District Name	Breed Name	Male							TOTAL (Female + Male)
		Up to 2 Years	Over 2 years					Total Male	
			Used for breeding only	Used for Agriculture only	Used for Agriculture & breeding only	Used for Bullock cart/ Farm operation	Others		
AMBALA	Bhadawari Graded	0	0	0	0	0	0	0	1
AMBALA	Murrah	591	40	67	37	51	46	832	10470
AMBALA	Murrah Graded	2576	89	167	106	162	42	3142	46283
AMBALA	Nili Ravi	8	0	0	0	0	0	8	378
AMBALA	Nili Ravi Graded	35	0	1	1	0	2	39	982
AMBALA TOTAL		3210	129	235	144	213	90	4021	58114
BHIWANI	Murrah	15151	378	143	14	57	305	16048	189404
BHIWANI	Murrah Graded	4246	89	68	18	6	229	4656	70239
BHIWANI	Nili Ravi	14	0	0	0	1	0	15	93
BHIWANI	Nili Ravi Graded	29	0	0	0	0	1	30	241
BHIWANI TOTAL		19440	467	211	32	64	535	20749	259977
CHARKI DADRI	Murrah	8799	186	8	9	28	286	9316	117464
CHARKI DADRI	Murrah Graded	1689	19	2	1	11	6	1728	21318
CHARKI DADRI	Nili Ravi	6	0	0	0	0	0	6	54
CHARKI DADRI	Nili Ravi Graded	1	0	0	0	0	0	1	23
CHARKI DADRI TOTAL		10495	205	10	10	39	292	11051	138859
FARIDABAD	Murrah	1377	81	76	103	201	43	1881	31694
FARIDABAD	Murrah Graded	2107	78	164	155	107	35	2646	58584
FARIDABAD	Nili Ravi	9	3	3	4	3	4	26	766
FARIDABAD	Nili Ravi Graded	5	3	1	2	2	2	15	310
FARIDABAD TOTAL		3498	165	244	264	313	84	4568	91354
FATEHABAD	Murrah	8424	267	22	21	16	131	8881	91014
FATEHABAD	Murrah Graded	10326	258	30	4	18	192	10828	124194
FATEHABAD	Nili Ravi	45	0	0	0	0	1	46	736
FATEHABAD	Nili Ravi Graded	92	0	0	0	2	0	94	1025
FATEHABAD TOTAL		18887	525	52	25	36	324	19849	216969
GURUGRAM	Bhadawari	1	0	0	0	0	0	1	2
GURUGRAM	Bhadawari Graded	0	0	0	0	0	0	0	3
GURUGRAM	Mehsana	0	0	0	0	0	0	0	2
GURUGRAM	Murrah	2547	64	38	12	0	20	2681	43498
GURUGRAM	Murrah Graded	2714	70	92	20	0	74	2970	53907
GURUGRAM	Nili Ravi	11	0	0	0	0	0	11	311
GURUGRAM	Nili Ravi Graded	2	0	0	0	0	2	4	85
GURUGRAM	Surti	0	0	0	0	0	0	0	4
GURUGRAM TOTAL		5275	134	130	32	0	96	5667	97812
HISAR	Bhadawari	1	0	0	0	0	0	1	19
HISAR	Bhadawari Graded	0	0	0	0	0	0	0	3
HISAR	Jaffarabadi	0	0	0	0	0	0	0	1
HISAR	Jaffarabadi Graded	0	0	0	0	0	0	0	2
HISAR	Murrah	25255	746	216	111	76	184	26588	286614
HISAR	Murrah Graded	7535	148	44	19	40	44	7830	104451
HISAR	Nili Ravi	54	2	0	0	0	0	56	827
HISAR	Nili Ravi Graded	125	3	0	1	0	0	129	1210
HISAR	Surti	2	0	0	0	0	0	2	18
HISAR	Surti Graded	2	0	0	0	0	0	2	8
HISAR TOTAL		32974	899	260	131	116	228	34608	393153

ANIMAL HUSBANDRY & DAIRYING DEPARTMENT, HARYANA

Table -6 (B) District-wise Details of Indigenous Buffalo by Age, Sex and Use (All)

District Name	Breed Name	Male							TOTAL (Female + Male)
		Up to 2 Years	Over 2 years					Total Male	
			Used for breeding only	Used for Agriculture only	Used for Agriculture & breeding only	Used for Bullock cart/ Farm operation	Others		
JHAJJAR	Murrah	8764	216	18	32	19	258	9307	96507
JHAJJAR	Murrah Graded	7872	141	24	33	24	93	8187	79686
JHAJJAR	Nili Ravi	17	3	0	0	0	11	31	351
JHAJJAR	Nili Ravi Graded	16	4	0	0	0	4	24	183
JHAJJAR TOTAL		16669	364	42	65	43	366	17549	176727
JIND	Murrah	33295	476	896	555	1878	109	37209	285278
JIND	Murrah Graded	8222	262	265	141	360	234	9484	82871
JIND	Nagpuri Graded	0	0	0	0	0	0	0	1
JIND	Nili Ravi	164	38	32	0	8	1	243	1704
JIND	Nili Ravi Graded	59	1	2	0	1	0	63	451
JIND	Surti Graded	0	0	0	0	0	0	0	4
JIND TOTAL		41740	777	1195	696	2247	344	46999	370309
KAITHAL	Bhadawari	2	0	0	0	0	0	2	29
KAITHAL	Bhadawari Graded	1	0	1	0	0	0	2	9
KAITHAL	Murrah	4780	115	888	521	391	44	6739	49939
KAITHAL	Murrah Graded	15172	340	1215	1438	1154	367	19686	181565
KAITHAL	Nili Ravi	88	0	3	4	6	2	103	978
KAITHAL	Nili Ravi Graded	81	0	4	3	9	9	106	1088
KAITHAL TOTAL		20124	455	2111	1966	1560	422	26638	233608
KARNAL	Murrah	5420	96	439	809	445	110	7319	53477
KARNAL	Murrah Graded	11640	228	1301	1467	890	150	15676	130654
KARNAL	Nili Ravi	90	0	5	2	1	4	102	1034
KARNAL	Nili Ravi Graded	256	3	7	14	12	4	296	2492
KARNAL TOTAL		17406	327	1752	2292	1348	268	23393	187657
KURUKSHETRA	Murrah	2659	152	213	212	227	81	3544	27610
KURUKSHETRA	Murrah Graded	8012	144	636	474	547	209	10022	91818
KURUKSHETRA	Nili Ravi	61	4	2	5	1	0	73	978
KURUKSHETRA	Nili Ravi Graded	62	1	1	2	1	2	69	1094
KURUKSHETRA TOTAL		10794	301	852	693	776	292	13708	121500
MAHENDRAGARH	Banni	1	0	0	0	0	0	1	6
MAHENDRAGARH	Murrah	2600	47	7	8	11	50	2723	42480
MAHENDRAGARH	Murrah Graded	8233	64	24	24	18	166	8529	117582
MAHENDRAGARH	Nili Ravi	23	0	0	0	0	0	23	241
MAHENDRAGARH	Nili Ravi Graded	66	0	0	0	0	0	66	482
MAHENDRAGARH TOTAL		10923	111	31	32	29	216	11342	160791
MEWAT	Murrah	1760	167	138	35	18	31	2149	78199
MEWAT	Murrah Graded	3501	55	14	28	5	36	3639	58711
MEWAT	Nili Ravi	16	1	0	0	0	0	17	433
MEWAT	Nili Ravi Graded	6	0	0	0	0	1	7	203
MEWAT TOTAL		5283	223	152	63	23	68	5812	137546
PALWAL	Murrah	461	54	35	47	167	13	777	11091
PALWAL	Murrah Graded	10312	220	318	131	782	140	11903	137924
PALWAL	Nili Ravi	14	3	1	1	10	0	29	592
PALWAL	Nili Ravi Graded	32	0	0	0	0	0	32	2058
PALWAL TOTAL		10819	277	354	179	959	153	12741	151665

ANIMAL HUSBANDRY & DAIRYING DEPARTMENT, HARYANA

Table -6 (B) District-wise Details of Indigenous Buffalo by Age, Sex and Use (All)

District Name	Breed Name	Male							TOTAL (Female + Male)
		Up to 2 Years	Over 2 years					Total Male	
			Used for breeding only	Used for Agriculture only	Used for Agriculture & breeding only	Used for Bullock cart/ Farm operation	Others		
PANCHKULA	Murrah	259	21	7	1	1	3	292	6682
PANCHKULA	Murrah Graded	1268	40	25	14	3	28	1378	37456
PANCHKULA	Nili Ravi	8	1	1	0	0	0	10	354
PANCHKULA	Nili Ravi Graded	47	1	0	0	0	1	49	998
PANCHKULA TOTAL		1582	63	33	15	4	32	1729	45490
PANIPAT	Bhadawari	1	0	0	0	0	0	1	1
PANIPAT	Bhadawari Graded	5	0	0	0	0	0	5	34
PANIPAT	Jaffarabadi	0	0	0	0	0	0	0	8
PANIPAT	Jaffarabadi Graded	0	0	0	0	0	0	0	3
PANIPAT	Murrah	5778	54	406	382	945	73	7638	53862
PANIPAT	Murrah Graded	10796	141	1473	544	795	640	14389	101531
PANIPAT	Nili Ravi	38	1	9	2	2	2	54	398
PANIPAT	Nili Ravi Graded	25	0	0	1	2	0	28	306
PANIPAT TOTAL		16643	196	1888	929	1744	715	22115	156143
REWARI	Murrah	5185	92	8	3	2	14	5304	67633
REWARI	Murrah Graded	5423	59	8	4	2	17	5513	82490
REWARI	Nili Ravi	7	0	0	0	0	0	7	58
REWARI	Nili Ravi Graded	5	0	0	0	0	0	5	90
REWARI TOTAL		10620	151	16	7	4	31	10829	150271
ROHTAK	Bhadawari	0	0	0	0	0	0	0	1
ROHTAK	Murrah	14668	364	134	173	161	100	15600	138638
ROHTAK	Murrah Graded	2882	47	28	22	15	12	3006	30190
ROHTAK	Nili Ravi	14	0	0	0	1	0	15	149
ROHTAK	Nili Ravi Graded	10	0	0	0	0	0	10	123
ROHTAK TOTAL		17574	411	162	195	177	112	18631	169101
SIRSA	Bhadawari	5	0	0	0	0	0	5	68
SIRSA	Bhadawari Graded	11	1	0	0	0	0	12	190
SIRSA	Jaffarabadi	0	0	0	0	0	0	0	17
SIRSA	Jaffarabadi Graded	0	0	0	0	0	0	0	32
SIRSA	Murrah	3186	178	9	16	4	57	3450	41578
SIRSA	Murrah Graded	13512	427	61	40	36	219	14295	175185
SIRSA	Nili Ravi	97	2	0	0	0	0	99	1274
SIRSA	Nili Ravi Graded	263	12	0	0	0	5	280	3179
SIRSA	Surti	1	0	0	0	0	0	1	5
SIRSA	Surti Graded	3	0	0	0	0	0	3	64
SIRSA TOTAL		17078	620	70	56	40	281	18145	221592
SONIPAT	Bhadawari	0	0	0	0	0	0	0	9
SONIPAT	Bhadawari Graded	0	0	0	0	0	0	0	1
SONIPAT	Murrah	14369	459	817	601	680	596	17522	155371
SONIPAT	Murrah Graded	4488	184	231	121	298	163	5485	58662
SONIPAT	Nili Ravi	55	2	1	1	1	3	63	600
SONIPAT	Nili Ravi Graded	47	0	2	5	1	3	58	409
SONIPAT TOTAL		18959	645	1051	728	980	765	23128	215052

ANIMAL HUSBANDRY & DAIRYING DEPARTMENT, HARYANA

Table -6 (B) District-wise Details of Indigenous Buffalo by Age, Sex and Use (All)

District Name	Breed Name	Male							TOTAL (Female + Male)
		Up to 2 Years	Over 2 years					Total Male	
			Used for breeding only	Used for Agriculture only	Used for Agriculture & breeding only	Used for Bullock cart/ Farm operation	Others		
YAMUNANAGAR	Jaffarabadi	0	0	0	0	0	0	0	2
YAMUNANAGAR	Murrah	192	35	57	45	33	2	364	10020
YAMUNANAGAR	Murrah Graded	3448	134	603	305	195	121	4806	82825
YAMUNANAGAR	Nili Ravi	40	0	1	1	1	0	43	742
YAMUNANAGAR	Nili Ravi Graded	91	0	6	2	2	2	103	1894
YAMUNANAGAR TOTAL		3771	169	667	353	231	125	5316	95483
HARYANA TOTAL	Banni	1	0	0	0	0	0	1	6
HARYANA TOTAL	Bhadawari	10	0	0	0	0	0	10	129
HARYANA TOTAL	Bhadawari Graded	17	1	1	0	0	0	19	241
HARYANA TOTAL	Jaffarabadi	0	0	0	0	0	0	0	28
HARYANA TOTAL	Jaffarabadi Graded	0	0	0	0	0	0	0	37
HARYANA TOTAL	Mehsana	0	0	0	0	0	0	0	2
HARYANA TOTAL	Murrah	165520	4288	4642	3747	5411	2556	186164	1888523
HARYANA TOTAL	Murrah Graded	145974	3237	6793	5109	5468	3217	169798	1928126
HARYANA TOTAL	Nagpuri Graded	0	0	0	0	0	0	0	1
HARYANA TOTAL	Nili Ravi	879	60	58	20	35	28	1080	13051
HARYANA TOTAL	Nili Ravi Graded	1355	28	24	31	32	38	1508	18926
HARYANA TOTAL	Surti	3	0	0	0	0	0	3	27
HARYANA TOTAL	Surti Graded	5	0	0	0	0	0	5	76
HARYANA TOTAL INDIGENOUS BUFFALO		313764	7614	11518	8907	10946	5839	358588	3849173

ANIMAL HUSBANDRY & DAIRYING DEPARTMENT, HARYANA

Table -7 (A) District-wise Details of Non-Descript Buffalo by Age, Sex, Use and Breed Report

District Name	Breed Name	Female						Total Female
		Under 1 Year	1 to 3 Years	Over 3 years				
				In milk	Dry	Not calved once	Others	
AMBALA	Non-Descript	15935	13771	30781	9900	3084	384	73855
BHIWANI	Non-Descript	4922	4761	8486	1574	236	316	20295
CHARKHI DADRI	Non-Descript	196	155	462	85	46	1	945
CHARKI DADRI	Non-Descript	3548	3349	5326	427	357	185	13192
FARIDABAD	Non-Descript	4460	3740	7445	2028	346	113	18132
FATEHABAD	Non-Descript	3231	3695	6696	1979	496	87	16184
GURUGRAM	Non-Descript	3481	1850	4915	1279	565	86	12176
HISAR	Non-Descript	6714	8103	11148	2881	592	54	29492
JHAJJAR	Non-Descript	652	753	1655	108	90	8	3266
JIND	Non-Descript	4187	4621	7576	3162	1240	115	20901
KAITHAL	Non-Descript	10303	11083	15923	5121	1308	173	43911
KARNAL	Non-Descript	2379	2512	4987	1201	255	53	11387
KURUKSHETRA	Non-Descript	2981	3364	6251	2155	802	128	15681
MAHENDRAGARH	Non-Descript	6215	5725	10031	1936	474	71	24452
MEWAT	Non-Descript	8398	6647	14245	3652	1327	514	34783
PALWAL	Non-Descript	10192	7794	18901	5731	1099	364	44081
PANCHKULA	Non-Descript	1430	2313	3630	1864	566	14	9817
PANIPAT	Non-Descript	1820	1584	3415	642	208	55	7724
REWARI	Non-Descript	2231	1681	4474	560	179	18	9143
ROHTAK	Non-Descript	972	643	2998	234	37	13	4897
SIRSA	Non-Descript	5592	6250	10494	3023	1337	78	26774
SONIPAT	Non-Descript	2073	1763	3734	1013	106	29	8718
YAMUNANAGAR	Non-Descript	6304	5645	10647	4658	773	243	28270
HARYANA TOTAL NON DESCRIPT		108216	101802	194220	55213	15523	3102	478076

ANIMAL HUSBANDRY & DAIRYING DEPARTMENT, HARYANA

Table -7 (B) District-wise Details of Non-Descript Buffalo by Age, Sex, Use and Breed Report

District Name	Breed Name	Male							Total Male	Total (Female + Male)
		Up to 2 Years	Over 2 years							
			Used for breeding only	Used for Agriculture only	Used for Agriculture & breeding only	Used for Bullock cart/ Farm operation	Others			
AMBALA	Non-Descript	4633	122	314	98	413	105	5685	79540	
BHIWANI	Non-Descript	885	18	69	63	4	7	1046	21341	
CHARKHI DADRI	Non-Descript	184	3	0	0	0	0	187	1132	
CHARKI DADRI	Non-Descript	379	20	4	0	3	62	468	13660	
FARIDABAD	Non-Descript	641	43	71	34	45	14	848	18980	
FATEHABAD	Non-Descript	1030	25	2	0	3	48	1108	17292	
GURUGRAM	Non-Descript	903	14	5	4	2	54	982	13158	
HISAR	Non-Descript	2781	50	23	22	21	9	2906	32398	
JHAJJAR	Non-Descript	454	3	0	0	0	6	463	3729	
JIND	Non-Descript	2261	32	39	7	31	26	2396	23297	
KAITHAL	Non-Descript	3472	103	334	222	155	82	4368	48279	
KARNAL	Non-Descript	980	4	171	191	30	225	1601	12988	
KURUKSHETRA	Non-Descript	1381	21	106	53	80	236	1877	17558	
MAHENDRAGARH	Non-Descript	1881	8	1	3	13	58	1964	26416	
MEWAT	Non-Descript	1551	103	77	71	69	147	2018	36801	
PALWAL	Non-Descript	3363	87	87	50	119	39	3745	47826	
PANCHKULA	Non-Descript	653	45	10	1	0	12	721	10538	
PANIPAT	Non-Descript	941	13	109	76	42	119	1300	9024	
REWARI	Non-Descript	960	26	8	10	4	1	1009	10152	
ROHTAK	Non-Descript	148	5	3	0	1	1	158	5055	
SIRSA	Non-Descript	2251	38	4	13	3	20	2329	29103	
SONIPAT	Non-Descript	1059	16	46	27	54	8	1210	9928	
YAMUNANAGAR	Non-Descript	1823	24	289	104	90	55	2385	30655	
HARYANA TOTAL NON-DESCRIPT		34614	823	1772	1049	1182	1334	40774	518850	

ANIMAL HUSBANDRY & DAIRYING DEPARTMENT, HARYANA

Table -8 District-wise Details of Indigenous Goats by Age, Sex and Breed Report

District Name	Breed Name	Male			Female				TOTAL (Male + Female)	
		Under 1 Year	1 Year & Above	Total Male	Under 1 Year	1 Year & Above				Total Female
						In milk	Dry	Not calved Once		
AMBALA	Barbari	6	10	16	50	46	24	0	120	136
AMBALA	Barbari Graded	9	10	19	41	59	27	0	127	146
AMBALA	Beetal	9	11	20	45	45	30	3	123	143
AMBALA	Beetal Graded	13	9	22	52	54	44	4	154	176
AMBALA	Jamnapari Graded	1	0	1	2	1	0	0	3	4
AMBALA TOTAL		38	40	78	190	205	125	7	527	605
BHIWANI	Barbari	440	262	702	1290	1679	716	113	3798	4500
BHIWANI	Barbari Graded	81	39	120	405	460	218	69	1152	1272
BHIWANI	Beetal	663	176	839	1345	1750	1116	202	4413	5252
BHIWANI	Beetal Graded	116	42	158	382	477	218	27	1104	1262
BHIWANI	Berari	17	1	18	19	23	2	0	44	62
BHIWANI	Jakhrana	15	8	23	124	121	89	24	358	381
BHIWANI	Jakhrana Graded	6	6	12	70	151	42	3	266	278
BHIWANI	Jamnapari	3	0	3	14	18	7	2	41	44
BHIWANI	Jamnapari Graded	0	0	0	1	4	2	0	7	7
BHIWANI TOTAL		1341	534	1875	3650	4683	2410	440	11183	13058
CHARKI DADRI	Barbari	179	73	252	686	1086	630	90	2492	2744
CHARKI DADRI	Barbari Graded	25	4	29	83	131	90	9	313	342
CHARKI DADRI	Beetal	60	24	84	441	465	273	13	1192	1276
CHARKI DADRI	Beetal Graded	17	13	30	89	113	62	1	265	295
CHARKI DADRI	Jakhrana	122	39	161	456	728	239	106	1529	1690
CHARKI DADRI	Jakhrana Graded	9	6	15	96	134	85	11	326	341
CHARKI DADRI	Jamnapari	34	16	50	97	101	58	13	269	319
CHARKI DADRI	Jamnapari Graded	5	1	6	35	50	39	2	126	132
CHARKI DADRI TOTAL		451	176	627	1983	2808	1476	245	6512	7139
FARIDABAD	Barbari	81	63	144	426	446	256	61	1189	1333
FARIDABAD	Barbari Graded	62	47	109	317	364	105	97	883	992
FARIDABAD	Beetal	11	13	24	29	43	32	1	105	129
FARIDABAD	Beetal Graded	48	24	72	46	72	41	50	209	281
FARIDABAD	Jakhrana	0	0	0	2	2	1	0	5	5
FARIDABAD	Jakhrana Graded	3	4	7	59	61	6	2	128	135
FARIDABAD	Jamnapari	6	10	16	24	38	12	1	75	91
FARIDABAD	Jamnapari Graded	0	8	8	91	90	31	5	217	225
FARIDABAD TOTAL		211	169	380	994	1116	484	217	2811	3191
FATEHABAD	Barbari	62	24	86	193	121	70	3	387	473
FATEHABAD	Barbari Graded	80	34	114	272	308	141	17	738	852
FATEHABAD	Beetal	299	134	433	882	1012	447	111	2452	2885
FATEHABAD	Beetal Graded	441	185	626	1035	1161	688	69	2953	3579
FATEHABAD	Jakhrana Graded	1	2	3	1	2	1	0	4	7
FATEHABAD	Jamnapari	19	3	22	37	38	34	3	112	134
FATEHABAD	Jamnapari Graded	26	3	29	34	45	21	5	105	134
FATEHABAD TOTAL		928	385	1313	2454	2687	1402	208	6751	8064
GURUGRAM	Attapadi Black	1	0	1	1	0	0	0	1	2
GURUGRAM	Attapadi Black Graded	0	0	0	0	5	5	0	10	10
GURUGRAM	Barbari	13	17	30	251	401	207	8	867	897
GURUGRAM	Barbari Graded	53	108	161	155	310	141	33	639	800
GURUGRAM	Beetal	29	16	45	99	156	94	7	356	401
GURUGRAM	Beetal Graded	26	1	27	68	83	71	2	224	251
GURUGRAM	Berari	0	0	0	12	8	2	0	22	22
GURUGRAM	Jakhrana	5	6	11	109	325	120	23	577	588
GURUGRAM	Jakhrana Graded	23	3	26	60	116	42	6	224	250
GURUGRAM	Jamnapari	4	6	10	21	28	11	6	66	76
GURUGRAM TOTAL		154	157	311	776	1432	693	85	2986	3297

ANIMAL HUSBANDRY & DAIRYING DEPARTMENT, HARYANA

Table -8 District-wise Details of Indigenous Goats by Age, Sex and Breed Report

District Name	Breed Name	Male			Female					TOTAL (Male + Female)
		Under 1 Year	1 Year & Above	Total Male	Under 1 Year	1 Year & Above			Total Female	
						In milk	Dry	Not calved Once		
HISAR	Barbari	124	39	163	614	678	369	72	1733	1896
HISAR	Barbari Graded	61	79	140	233	365	176	46	820	960
HISAR	Beetal	315	225	540	751	909	579	117	2356	2896
HISAR	Beetal Graded	60	44	104	189	259	172	40	660	764
HISAR	Berari	0	0	0	1	2	0	0	3	3
HISAR	Black Bengal	0	0	0	2	3	2	0	7	7
HISAR	Jakhrana	9	7	16	20	20	31	2	73	89
HISAR	Jakhrana Graded	2	2	4	12	14	0	0	26	30
HISAR	Jamnapari	2	1	3	8	10	3	0	21	24
HISAR	Jamnapari Graded	24	13	37	82	94	62	0	238	275
HISAR TOTAL		597	410	1007	1912	2354	1394	277	5937	6944
JHAJJAR	Barbari	21	20	41	249	278	149	48	724	765
JHAJJAR	Barbari Graded	93	91	184	401	454	191	3	1049	1233
JHAJJAR	Beetal	47	37	84	182	187	114	1	484	568
JHAJJAR	Beetal Graded	78	31	109	217	253	145	5	620	729
JHAJJAR	Berari Graded	0	0	0	5	6	3	0	14	14
JHAJJAR	Jakhrana	34	8	42	54	49	16	5	124	166
JHAJJAR	Jakhrana Graded	47	31	78	132	166	164	30	492	570
JHAJJAR	Jamnapari	7	2	9	8	18	0	0	26	35
JHAJJAR	Jamnapari Graded	0	2	2	33	54	19	4	110	112
JHAJJAR TOTAL		327	222	549	1281	1465	801	96	3643	4192
JIND	Barbari	140	65	205	414	437	245	75	1171	1376
JIND	Barbari Graded	47	35	82	139	167	95	21	422	504
JIND	Beetal	172	120	292	507	516	436	74	1533	1825
JIND	Beetal Graded	36	33	69	115	109	98	6	328	397
JIND	Jakhrana	2	3	5	15	17	5	0	37	42
JIND	Jakhrana Graded	0	1	1	0	0	0	0	0	1
JIND	Jamnapari	13	10	23	35	40	38	2	115	138
JIND	Jamnapari Graded	14	2	16	31	35	21	16	103	119
JIND TOTAL		424	269	693	1256	1321	938	194	3709	4402
KAITHAL	Barbari	2	1	3	45	49	25	3	122	125
KAITHAL	Barbari Graded	39	24	63	85	105	44	6	240	303
KAITHAL	Beetal	75	56	131	184	167	100	17	468	599
KAITHAL	Beetal Graded	89	48	137	250	246	155	38	689	826
KAITHAL	Jakhrana Graded	0	0	0	3	2	0	0	5	5
KAITHAL	Jamnapari	6	1	7	6	16	13	0	35	42
KAITHAL	Jamnapari Graded	6	1	7	10	5	6	0	21	28
KAITHAL TOTAL		217	131	348	583	590	343	64	1580	1928
KARNAL	Barbari	152	61	213	299	360	189	45	893	1106
KARNAL	Barbari Graded	158	86	244	406	503	269	57	1235	1479
KARNAL	Beetal	193	196	389	326	294	134	71	825	1214
KARNAL	Beetal Graded	156	74	230	496	475	235	131	1337	1567
KARNAL	Jakhrana	10	9	19	21	18	13	0	52	71
KARNAL	Jakhrana Graded	13	4	17	26	36	13	8	83	100
KARNAL	Jamnapari	2	0	2	23	16	45	3	87	89
KARNAL	Jamnapari Graded	4	8	12	5	5	0	4	14	26
KARNAL TOTAL		688	438	1126	1602	1707	898	319	4526	5652
KURUKSHETRA	Barbari	72	40	112	100	138	71	43	352	464
KURUKSHETRA	Barbari Graded	36	33	69	234	206	114	38	592	661
KURUKSHETRA	Beetal	136	76	212	350	382	253	101	1086	1298
KURUKSHETRA	Beetal Graded	145	59	204	230	282	129	28	669	873
KURUKSHETRA	Jakhrana	0	0	0	2	8	1	13	24	24
KURUKSHETRA	Jakhrana Graded	4	3	7	26	76	26	0	128	135
KURUKSHETRA	Jamnapari	3	0	3	16	9	2	0	27	30

ANIMAL HUSBANDRY & DAIRYING DEPARTMENT, HARYANA

Table -8 District-wise Details of Indigenous Goats by Age, Sex and Breed Report

District Name	Breed Name	Male			Female				TOTAL (Male + Female)	
		Under 1 Year	1 Year & Above	Total Male	Under 1 Year	1 Year & Above				Total Female
						In milk	Dry	Not calved Once		
KURUKSHETRA	Jamnapari Graded	13	8	21	18	29	10	7	64	85
KURUKSHETRA TOTAL		409	219	628	976	1130	606	230	2942	3570
MAHENDRAGARH	Barbari	52	30	82	251	613	228	66	1158	1240
MAHENDRAGARH	Barbari Graded	178	35	213	708	947	391	99	2145	2358
MAHENDRAGARH	Beetal	168	69	237	377	673	293	41	1384	1621
MAHENDRAGARH	Beetal Graded	173	56	229	631	1266	603	11	2511	2740
MAHENDRAGARH	Jakhrana	135	141	276	749	1168	247	27	2191	2467
MAHENDRAGARH	Jakhrana Graded	723	233	956	1331	1999	922	267	4519	5475
MAHENDRAGARH	Jamnapari	16	7	23	27	38	0	0	65	88
MAHENDRAGARH	Jamnapari Graded	161	38	199	440	599	183	14	1236	1435
MAHENDRAGARH TOTAL		1606	609	2215	4514	7303	2867	525	15209	17424
MEWAT	Barbari	784	487	1271	2942	3362	1689	592	8585	9856
MEWAT	Barbari Graded	222	143	365	748	779	425	73	2025	2390
MEWAT	Beetal	72	97	169	209	295	136	7	647	816
MEWAT	Beetal Graded	46	60	106	80	128	55	2	265	371
MEWAT	Jakhrana	110	24	134	26	27	8	1	62	196
MEWAT	Jakhrana Graded	11	18	29	0	43	2	0	45	74
MEWAT	Jamnapari	25	9	34	29	38	13	0	80	114
MEWAT	Jamnapari Graded	0	0	0	3	2	0	0	5	5
MEWAT TOTAL		1270	838	2108	4037	4674	2328	675	11714	13822
PALWAL	Barbari	59	53	112	205	320	132	19	676	788
PALWAL	Barbari Graded	94	96	190	630	765	411	126	1932	2122
PALWAL	Beetal	8	4	12	21	56	26	1	104	116
PALWAL	Beetal Graded	41	51	92	193	157	89	7	446	538
PALWAL	Jakhrana	5	2	7	3	6	5	0	14	21
PALWAL	Jakhrana Graded	39	13	52	61	59	40	3	163	215
PALWAL	Jamnapari	4	3	7	7	5	3	6	21	28
PALWAL	Jamnapari Graded	13	3	16	57	59	29	11	156	172
PALWAL TOTAL		263	225	488	1177	1427	735	173	3512	4000
PANCHKULA	Barbari	10	20	30	16	15	6	0	37	67
PANCHKULA	Barbari Graded	14	17	31	64	122	100	37	323	354
PANCHKULA	Beetal	15	25	40	30	91	28	9	158	198
PANCHKULA	Beetal Graded	106	37	143	184	226	115	1	526	669
PANCHKULA	Jakhrana	0	0	0	4	4	1	0	9	9
PANCHKULA	Jamnapari	8	24	32	15	37	9	1	62	94
PANCHKULA	Jamnapari Graded	16	14	30	54	87	21	0	162	192
PANCHKULA TOTAL		169	137	306	367	582	280	48	1277	1583
PANIPAT	Barbari	56	19	75	151	120	89	35	395	470
PANIPAT	Barbari Graded	62	50	112	218	321	157	23	719	831
PANIPAT	Beetal	33	22	55	65	84	45	32	226	281
PANIPAT	Beetal Graded	20	18	38	40	50	22	3	115	153
PANIPAT	Berari Graded	1	1	2	0	0	0	0	0	2
PANIPAT	Black Bengal	0	0	0	0	1	2	4	7	7
PANIPAT	Jakhrana	0	0	0	12	22	14	11	59	59
PANIPAT	Jakhrana Graded	13	2	15	20	13	3	0	36	51
PANIPAT	Jamnapari	1	1	2	9	6	3	1	19	21
PANIPAT	Jamnapari Graded	3	1	4	4	5	0	1	10	14
PANIPAT TOTAL		189	114	303	519	622	335	110	1586	1889
REWARI	Barbari	74	47	121	151	318	131	33	633	754
REWARI	Barbari Graded	133	171	304	240	957	107	73	1377	1681
REWARI	Beetal	50	60	110	193	296	123	8	620	730
REWARI	Beetal Graded	23	21	44	158	335	165	30	688	732
REWARI	Jakhrana	17	30	47	152	222	99	44	517	564
REWARI	Jakhrana Graded	22	14	36	101	157	72	17	347	383

ANIMAL HUSBANDRY & DAIRYING DEPARTMENT, HARYANA

Table -8 District-wise Details of Indigenous Goats by Age, Sex and Breed Report

District Name	Breed Name	Male			Female				TOTAL (Male + Female)	
		Under 1 Year	1 Year & Above	Total Male	Under 1 Year	1 Year & Above				Total Female
						In milk	Dry	Not calved Once		
REWARI	Jamnapari	3	2	5	14	29	7	2	52	57
REWARI	Jamnapari Graded	4	1	5	23	22	12	0	57	62
REWARI TOTAL		326	346	672	1032	2336	716	207	4291	4963
ROHTAK	Barbari	20	14	34	246	311	159	29	745	779
ROHTAK	Barbari Graded	13	10	23	114	69	56	27	266	289
ROHTAK	Beetal	60	74	134	186	285	136	23	630	764
ROHTAK	Beetal Graded	79	28	107	92	96	67	16	271	378
ROHTAK	Jakhrana	14	9	23	51	44	88	6	189	212
ROHTAK	Jakhrana Graded	6	1	7	5	7	4	0	16	23
ROHTAK	Jamnapari	6	82	88	56	78	68	4	206	294
ROHTAK	Jamnapari Graded	27	18	45	62	61	39	6	168	213
ROHTAK TOTAL		225	236	461	812	951	617	111	2491	2952
SIRSA	Barbari	283	66	349	685	727	279	66	1757	2106
SIRSA	Barbari Graded	1011	347	1358	2468	2863	1260	472	7063	8421
SIRSA	Beetal	563	299	862	1603	2139	1017	201	4960	5822
SIRSA	Beetal Graded	1761	672	2433	3949	4930	2388	701	11968	14401
SIRSA	Jakhrana	5	1	6	20	32	7	4	63	69
SIRSA	Jakhrana Graded	45	33	78	103	156	89	67	415	493
SIRSA	Jamnapari	15	2	17	36	57	22	3	118	135
SIRSA	Jamnapari Graded	71	50	121	164	220	71	45	500	621
SIRSA TOTAL		3754	1470	5224	9028	11124	5133	1559	26844	32068
SONIPAT	Barbari	93	40	133	230	417	160	33	840	973
SONIPAT	Barbari Graded	31	16	47	142	183	83	15	423	470
SONIPAT	Beetal	1	1	2	19	18	15	0	52	54
SONIPAT	Beetal Graded	24	14	38	41	58	20	8	127	165
SONIPAT	Jakhrana	13	10	23	36	36	16	5	93	116
SONIPAT	Jakhrana Graded	0	0	0	26	13	0	0	39	39
SONIPAT	Jamnapari	66	26	92	167	293	85	13	558	650
SONIPAT	Jamnapari Graded	50	8	58	55	71	64	3	193	251
SONIPAT TOTAL		278	115	393	716	1089	443	77	2325	2718
YAMUNANAGAR	Barbari	33	62	95	113	185	120	36	454	549
YAMUNANAGAR	Barbari Graded	130	101	231	323	437	333	73	1166	1397
YAMUNANAGAR	Beetal	64	18	82	127	129	84	9	349	431
YAMUNANAGAR	Beetal Graded	87	61	148	210	252	147	9	618	766
YAMUNANAGAR	Black Bengal	0	3	3	0	0	0	0	0	3
YAMUNANAGAR	Jakhrana Graded	1	1	2	0	0	0	0	0	2
YAMUNANAGAR	Jamnapari	1	2	3	5	24	15	0	44	47
YAMUNANAGAR	Jamnapari Graded	5	9	14	15	22	31	0	68	82
YAMUNANAGAR TOTAL		321	257	578	793	1049	730	127	2699	3277
HARYANA TOTAL	Attapadi Black	1	0	1	1	0	0	0	1	2
HARYANA TOTAL	Attapadi Black Graded	0	0	0	0	5	5	0	10	10
HARYANA TOTAL	Barbari	2756	1513	4269	9607	12107	5944	1470	29128	33397
HARYANA TOTAL	Barbari Graded	2632	1576	4208	8426	10875	4934	1414	25649	29857
HARYANA TOTAL	Beetal	3043	1753	4796	7971	9992	5511	1049	24523	29319
HARYANA TOTAL	Beetal Graded	3585	1581	5166	8747	11082	5729	1189	26747	31913
HARYANA TOTAL	Berari	17	1	18	32	33	4	0	69	87
HARYANA TOTAL	Berari Graded	1	1	2	5	6	3	0	14	16
HARYANA TOTAL	Black Bengal	0	3	3	2	4	4	4	14	17
HARYANA TOTAL	Jakhrana	496	297	793	1856	2849	1000	271	5976	6769
HARYANA TOTAL	Jakhrana Graded	968	377	1345	2132	3205	1511	414	7262	8607
HARYANA TOTAL	Jamnapari	244	207	451	654	937	448	60	2099	2550
HARYANA TOTAL	Jamnapari Graded	443	188	631	1219	1560	661	123	3563	4194
HARYANA TOTAL GOAT INDIGENOUS		14186	7497	21683	40652	52655	25754	5994	125055	146738

ANIMAL HUSBANDRY & DAIRYING DEPARTMENT, HARYANA

Table -9 District-wise Details of Non-Descript Goats by Age, Sex and Breed Report

District Name	Breed Name	Male			Female				Total (Male + Female)	
		Under 1 Year	1 Year & Above	Total Male	1 Year & Above			Total Female		
					Under 1 Year	In milk	Dry			Not calved once
AMBALA	Non-Descript	428	279	707	1743	2212	1158	270	5383	6090
BHIWANI	Non-Descript	1780	1218	2998	5127	6817	3700	570	16214	19212
CHARKI DADRI	Non-Descript	625	270	895	2793	3531	2185	532	9041	9936
FARIDABAD	Non-Descript	192	168	360	1009	1198	792	240	3239	3599
FATEHABAD	Non-Descript	590	324	914	1245	1609	1107	246	4207	5121
GURUGRAM	Non-Descript	499	372	871	1472	2020	1348	482	5322	6193
HISAR	Non-Descript	908	529	1437	3281	4193	2498	509	10481	11918
JHAJJAR	Non-Descript	302	143	445	1078	1357	684	81	3200	3645
JIND	Non-Descript	616	327	943	1621	2193	1487	363	5664	6607
KAITHAL	Non-Descript	413	250	663	1266	1345	890	97	3598	4261
KARNAL	Non-Descript	390	254	644	1064	1201	577	175	3017	3661
KURUKSHETRA	Non-Descript	408	215	623	1066	1215	510	168	2959	3582
MAHENDRAGARH	Non-Descript	2991	1040	4031	7002	12493	4199	818	24512	28543
MEWAT	Non-Descript	1064	1019	2083	3298	4918	2053	348	10617	12700
PALWAL	Non-Descript	584	507	1091	2308	2940	2393	340	7981	9072
PANCHKULA	Non-Descript	522	345	867	1093	1935	1006	332	4366	5233
PANIPAT	Non-Descript	274	181	455	711	924	510	106	2251	2706
REWARI	Non-Descript	1957	934	2891	4546	6844	3851	1032	16273	19164
ROHTAK	Non-Descript	310	333	643	949	1347	620	149	3065	3708
SIRSA	Non-Descript	1703	884	2587	4448	4815	2842	849	12954	15541
SONIPAT	Non-Descript	372	270	642	1325	1581	893	173	3972	4614
YAMUNANAGAR	Non-Descript	163	154	317	894	820	577	188	2479	2796
HARYANA TOTAL GOAT NON-DESCRIPT		17091	10016	27107	49339	67508	35880	8068	160795	187902

ANIMAL HUSBANDRY & DAIRYING DEPARTMENT, HARYANA

Table -10 District-wise Details of Exotic Sheep by Age and Breed Report				
District Name	Breed Name	Up to 1 Year	1 Year & Above	Total
AMBALA	Carridale	218	142	360
AMBALA	Exotic crossbred	392	894	1286
AMBALA	Merino	249	347	596
AMBALA	Rambullet	45	120	165
AMBALA Total		904	1503	2407
BHIWANI	Carridale	66	95	161
BHIWANI	Exotic crossbred	391	1085	1476
BHIWANI	Merino	0	7	7
BHIWANI	Rambullet	9	16	25
BHIWANI Total		466	1203	1669
CHARKI DADRI	Carridale	89	125	214
CHARKI DADRI	Exotic crossbred	255	478	733
CHARKI DADRI	Merino	14	5	19
CHARKI DADRI Total		358	608	966
FARIDABAD	Carridale	10	7	17
FARIDABAD	Exotic crossbred	14	27	41
FARIDABAD	Merino	25	55	80
FARIDABAD Total		49	89	138
FATEHABAD	Carridale	1	0	1
FATEHABAD	Exotic crossbred	44	65	109
FATEHABAD	Rambullet	10	32	42
FATEHABAD Total		55	97	152
GURUGRAM	Carridale	139	189	328
GURUGRAM	Exotic crossbred	159	251	410
GURUGRAM Total		298	440	738
HISAR	Carridale	104	273	377
HISAR	Exotic crossbred	351	686	1037
HISAR	Merino	12	102	114
HISAR Total		467	1061	1528
JHAJJAR	Carridale	14	37	51
JHAJJAR	Exotic crossbred	45	97	142
JHAJJAR	Merino	65	81	146
JHAJJAR Total		124	215	339
JIND	Exotic crossbred	112	165	277
JIND	Merino	19	8	27
JIND Total		131	173	304

ANIMAL HUSBANDRY & DAIRYING DEPARTMENT, HARYANA

Table -10 District-wise Details of Exotic Sheep by Age and Breed Report				
District Name	Breed Name	Up to 1 Year	1 Year & Above	Total
KAITHAL	Carridale	25	102	127
KAITHAL	Exotic crossbred	124	296	420
KAITHAL	Merino	29	76	105
KAITHAL Total		178	474	652
KARNAL	Carridale	34	42	76
KARNAL	Exotic crossbred	268	589	857
KARNAL	Merino	45	113	158
KARNAL Total		347	744	1091
KURUKSHETRA	Carridale	85	111	196
KURUKSHETRA	Exotic crossbred	445	1026	1471
KURUKSHETRA	Merino	104	304	408
KURUKSHETRA Total		634	1441	2075
MAHENDRAGARH	Carridale	30	79	109
MAHENDRAGARH	Exotic crossbred	185	296	481
MAHENDRAGARH Total		215	375	590
MEWAT	Carridale	195	218	413
MEWAT	Exotic crossbred	278	245	523
MEWAT	Merino	24	17	41
MEWAT Total		497	480	977
PALWAL	Carridale	59	111	170
PALWAL	Exotic crossbred	120	177	297
PALWAL	Merino	60	60	120
PALWAL	Rambullet	2	8	10
PALWAL Total		241	356	597
PANCHKULA	Carridale	20	50	70
PANCHKULA	Exotic crossbred	166	486	652
PANCHKULA Total		186	536	722
PANIPAT	Carridale	39	83	122
PANIPAT	Exotic crossbred	69	148	217
PANIPAT Total		108	231	339
REWARI	Carridale	35	75	110
REWARI	Exotic crossbred	193	387	580
REWARI	Merino	58	199	257
REWARI Total		286	661	947
ROHTAK	Exotic crossbred	183	493	676
ROHTAK	Merino	57	143	200
ROHTAK Total		240	636	876

ANIMAL HUSBANDRY & DAIRYING DEPARTMENT, HARYANA

Table -10 District-wise Details of Exotic Sheep by Age and Breed Report				
District Name	Breed Name	Up to 1 Year	1 Year & Above	Total
SIRSA	Carridale	82	161	243
SIRSA	Exotic crossbred	109	348	457
SIRSA	Merino	91	141	232
SIRSA Total		282	650	932
SONIPAT	Carridale	80	239	319
SONIPAT	Exotic crossbred	339	442	781
SONIPAT	Merino	20	74	94
SONIPAT	Rambullet	10	30	40
SONIPAT Total		449	785	1234
YAMUNANAGAR	Carridale	17	38	55
YAMUNANAGAR	Exotic crossbred	215	457	672
YAMUNANAGAR	Merino	10	40	50
YAMUNANAGAR	Rambullet	1	2	3
YAMUNANAGAR Total		243	537	780
HARYANA TOTAL	Carridale	1342	2177	3519
HARYANA TOTAL	Exotic crossbred	4457	9138	13595
HARYANA TOTAL	Merino	882	1772	2654
HARYANA TOTAL	Rambullet	77	208	285
HARYANA TOTAL SHEEP EXOTIC		6758	13295	20053

ANIMAL HUSBANDRY & DAIRYING DEPARTMENT, HARYANA

Table -11 District-wise Details of Indigenous Sheep by Age and Breed Report

District Name	Breed Name	Up to 1 Year	1 Year & Above	TOTAL
AMBALA	Chokala	35	55	90
AMBALA	Chokala Graded	0	6	6
AMBALA	Magra	10	22	32
AMBALA	Magra Graded	2	3	5
AMBALA	Marwari	15	17	32
AMBALA	Marwari Graded	0	5	5
AMBALA	Nali	52	117	169
AMBALA	Nali Graded	195	453	648
AMBALA TOTAL		309	678	987
BHIWANI	Chokala	756	1289	2045
BHIWANI	Chokala Graded	173	194	367
BHIWANI	Magra	35	82	117
BHIWANI	Magra Graded	68	161	229
BHIWANI	Marwari	994	1603	2597
BHIWANI	Marwari Graded	190	498	688
BHIWANI	Nali	2071	3998	6069
BHIWANI	Nali Graded	823	1502	2325
BHIWANI TOTAL		5110	9327	14437
CHARKI DADRI	Chokala	308	504	812
CHARKI DADRI	Chokala Graded	191	160	351
CHARKI DADRI	Magra	12	5	17
CHARKI DADRI	Magra Graded	1	0	1
CHARKI DADRI	Marwari	389	640	1029
CHARKI DADRI	Marwari Graded	99	230	329
CHARKI DADRI	Nali	540	1224	1764
CHARKI DADRI	Nali Graded	408	795	1203
CHARKI DADRI TOTAL		1948	3558	5506
FARIDABAD	Chokala	1	0	1
FARIDABAD	Magra	1	0	1
FARIDABAD	Magra Graded	1	2	3
FARIDABAD	Marwari	227	874	1101
FARIDABAD	Marwari Graded	119	353	472
FARIDABAD	Nali Graded	326	696	1022
FARIDABAD TOTAL		675	1925	2600
FATEHABAD	Chokala	280	453	733
FATEHABAD	Chokala Graded	140	115	255
FATEHABAD	Magra	36	66	102

ANIMAL HUSBANDRY & DAIRYING DEPARTMENT, HARYANA

Table -11 District-wise Details of Indigenous Sheep by Age and Breed Report

District Name	Breed Name	Up to 1 Year	1 Year & Above	TOTAL
FATEHABAD	Magra Graded	17	46	63
FATEHABAD	Marwari	123	310	433
FATEHABAD	Marwari Graded	380	727	1107
FATEHABAD	Nali	836	1887	2723
FATEHABAD	Nali Graded	866	2568	3434
FATEHABAD TOTAL		2678	6172	8850
GURUGRAM	Balangir	1	1	2
GURUGRAM	Chokala	5	6	11
GURUGRAM	Magra	20	30	50
GURUGRAM	Magra Graded	31	73	104
GURUGRAM	Marwari	10	40	50
GURUGRAM	Marwari Graded	52	90	142
GURUGRAM	Nali Graded	42	151	193
GURUGRAM TOTAL		161	391	552
HISAR	Balangir	20	5	25
HISAR	Bellary	0	10	10
HISAR	Chokala	350	612	962
HISAR	Chokala Graded	239	453	692
HISAR	Magra	42	78	120
HISAR	Magra Graded	6	14	20
HISAR	Marwari	116	285	401
HISAR	Marwari Graded	35	79	114
HISAR	Nali	790	1953	2743
HISAR	Nali Graded	1207	2193	3400
HISAR	Tibetan Graded	1	0	1
HISAR TOTAL		2806	5682	8488
JHAJJAR	Chokala	35	204	239
JHAJJAR	Chokala Graded	60	150	210
JHAJJAR	Magra	237	514	751
JHAJJAR	Magra Graded	175	446	621
JHAJJAR	Marwari	116	308	424
JHAJJAR	Marwari Graded	152	269	421
JHAJJAR	Nali	198	468	666
JHAJJAR	Nali Graded	343	1281	1624
JHAJJAR TOTAL		1316	3640	4956
JIND	Chokala	741	1389	2130
JIND	Chokala Graded	193	462	655

ANIMAL HUSBANDRY & DAIRYING DEPARTMENT, HARYANA

Table -11 District-wise Details of Indigenous Sheep by Age and Breed Report

District Name	Breed Name	Up to 1 Year	1 Year & Above	TOTAL
JIND	Jaisalmeri	55	130	185
JIND	Magra	142	347	489
JIND	Magra Graded	54	87	141
JIND	Marwari	226	517	743
JIND	Marwari Graded	24	132	156
JIND	Muzzafarnagri	33	135	168
JIND	Nali	649	1506	2155
JIND	Nali Graded	165	407	572
JIND TOTAL		2282	5112	7394
KAITHAL	Chokala	0	19	19
KAITHAL	Chokala Graded	89	240	329
KAITHAL	Magra Graded	21	40	61
KAITHAL	Marwari	15	118	133
KAITHAL	Marwari Graded	44	58	102
KAITHAL	Nali	222	527	749
KAITHAL	Nali Graded	405	768	1173
KAITHAL TOTAL		796	1770	2566
KARNAL	Chokala	92	154	246
KARNAL	Chokala Graded	157	369	526
KARNAL	Magra	17	38	55
KARNAL	Magra Graded	52	83	135
KARNAL	Marwari	332	341	673
KARNAL	Marwari Graded	249	623	872
KARNAL	Nali	80	222	302
KARNAL	Nali Graded	457	1603	2060
KARNAL TOTAL		1436	3433	4869
KURUKSHETRA	Chokala	234	397	631
KURUKSHETRA	Chokala Graded	470	537	1007
KURUKSHETRA	Magra	70	108	178
KURUKSHETRA	Magra Graded	20	50	70
KURUKSHETRA	Marwari	4	11	15
KURUKSHETRA	Marwari Graded	20	40	60
KURUKSHETRA	Nali	339	676	1015
KURUKSHETRA	Nali Graded	335	883	1218
KURUKSHETRA TOTAL		1492	2702	4194
MAHENDRAGARH	Chokala	40	130	170
MAHENDRAGARH	Chokala Graded	244	525	769

ANIMAL HUSBANDRY & DAIRYING DEPARTMENT, HARYANA

Table -11 District-wise Details of Indigenous Sheep by Age and Breed Report

District Name	Breed Name	Up to 1 Year	1 Year & Above	TOTAL
MAHENDRAGARH	Magra Graded	3	3	6
MAHENDRAGARH	Marwari	342	1563	1905
MAHENDRAGARH	Marwari Graded	607	1647	2254
MAHENDRAGARH	Nali	258	429	687
MAHENDRAGARH	Nali Graded	216	689	905
MAHENDRAGARH TOTAL		1710	4986	6696
MEWAT	Chokala	532	635	1167
MEWAT	Chokala Graded	10	15	25
MEWAT	Magra	20	29	49
MEWAT	Marwari	30	27	57
MEWAT	Marwari Graded	19	10	29
MEWAT	Nali	94	198	292
MEWAT	Nali Graded	60	20	80
MEWAT TOTAL		765	934	1699
PALWAL	Chokala	100	169	269
PALWAL	Chokala Graded	28	49	77
PALWAL	Magra Graded	30	60	90
PALWAL	Marwari	11	109	120
PALWAL	Marwari Graded	29	52	81
PALWAL	Nali	12	21	33
PALWAL TOTAL		210	460	670
PANCHKULA	Chokala	1	2	3
PANCHKULA	Marwari	95	135	230
PANCHKULA	Nali Graded	50	220	270
PANCHKULA TOTAL		146	357	503
PANIPAT	Chokala	28	60	88
PANIPAT	Chokala Graded	2	0	2
PANIPAT	Marwari	45	44	89
PANIPAT	Nali	146	265	411
PANIPAT	Nali Graded	93	91	184
PANIPAT TOTAL		314	460	774
REWARI	Chokala Graded	18	10	28
REWARI	Magra	5	8	13
REWARI	Magra Graded	8	10	18
REWARI	Marwari	22	103	125
REWARI	Marwari Graded	20	112	132
REWARI	Nali	28	139	167

ANIMAL HUSBANDRY & DAIRYING DEPARTMENT, HARYANA

Table -11 District-wise Details of Indigenous Sheep by Age and Breed Report

District Name	Breed Name	Up to 1 Year	1 Year & Above	TOTAL
REWARI	Nali Graded	55	332	387
REWARI TOTAL		156	714	870
ROHTAK	Chokala	186	370	556
ROHTAK	Chokala Graded	41	165	206
ROHTAK	Magra	144	191	335
ROHTAK	Magra Graded	22	45	67
ROHTAK	Marwari	84	197	281
ROHTAK	Marwari Graded	30	28	58
ROHTAK	Nali	109	462	571
ROHTAK	Nali Graded	124	395	519
ROHTAK TOTAL		740	1853	2593
SIRSA	Chokala	253	482	735
SIRSA	Chokala Graded	1121	2593	3714
SIRSA	Gaddi	1	1	2
SIRSA	Magra	22	54	76
SIRSA	Magra Graded	79	145	224
SIRSA	Marwari	398	727	1125
SIRSA	Marwari Graded	1042	2124	3166
SIRSA	Nali	735	2183	2918
SIRSA	Nali Graded	2160	4309	6469
SIRSA TOTAL		5811	12618	18429
SONIPAT	Chokala	29	104	133
SONIPAT	Chokala Graded	10	72	82
SONIPAT	Magra	6	3	9
SONIPAT	Magra Graded	58	134	192
SONIPAT	Marwari	20	28	48
SONIPAT	Marwari Graded	131	198	329
SONIPAT	Nali	236	301	537
SONIPAT	Nali Graded	110	208	318
SONIPAT TOTAL		600	1048	1648
YAMUNANAGAR	Chokala	42	85	127
YAMUNANAGAR	Chokala Graded	186	386	572
YAMUNANAGAR	Magra Graded	34	49	83
YAMUNANAGAR	Marwari	2	8	10
YAMUNANAGAR	Marwari Graded	101	237	338
YAMUNANAGAR	Nali	387	1010	1397
YAMUNANAGAR	Nali Graded	354	930	1284
YAMUNANAGAR TOTAL		1106	2705	3811

ANIMAL HUSBANDRY & DAIRYING DEPARTMENT, HARYANA

Table -11 District-wise Details of Indigenous Sheep by Age and Breed Report

District Name	Breed Name	Up to 1 Year	1 Year & Above	TOTAL
HARYANA TOTAL	Balangir	21	6	27
HARYANA TOTAL	Bellary	0	10	10
HARYANA TOTAL	Chokala	4048	7119	11167
HARYANA TOTAL	Chokala Graded	3372	6501	9873
HARYANA TOTAL	Gaddi	1	1	2
HARYANA TOTAL	Jaisalmeri	55	130	185
HARYANA TOTAL	Magra	819	1575	2394
HARYANA TOTAL	Magra Graded	682	1451	2133
HARYANA TOTAL	Marwari	3616	8005	11621
HARYANA TOTAL	Marwari Graded	3343	7512	10855
HARYANA TOTAL	Muzzafarnagri	33	135	168
HARYANA TOTAL	Nali	7782	17586	25368
HARYANA TOTAL	Nali Graded	8794	20494	29288
HARYANA TOTAL	Tibetan Graded	1	0	1
HARYANA TOTAL SHEEP INDIGENOUS		32567	70525	103092

ANIMAL HUSBANDRY & DAIRYING DEPARTMENT, HARYANA

Table -12 District-wise Details of Non-Descript Sheep by Age and Breed Report				
District Name	Breed Name	Up to 1 Year	1 Year & Above	Total
AMBALA	Non-Descript	4264	9229	13493
BHIWANI	Non-Descript	5975	12452	18427
CHARKI DADRI	Non-Descript	2414	4060	6474
FARIDABAD	Non-Descript	273	710	983
FATEHABAD	Non-Descript	1876	4268	6144
GURUGRAM	Non-Descript	613	1304	1917
HISAR	Non-Descript	7500	15823	23323
JHAJJAR	Non-Descript	1393	2708	4101
JIND	Non-Descript	4844	10263	15107
KAITHAL	Non-Descript	2546	5175	7721
KARNAL	Non-Descript	1413	3478	4891
KURUKSHETRA	Non-Descript	1475	3211	4686
MAHENDRAGARH	Non-Descript	4583	11126	15709
MEWAT	Non-Descript	976	1870	2846
PALWAL	Non-Descript	2280	4044	6324
PANCHKULA	Non-Descript	811	1924	2735
PANIPAT	Non-Descript	1279	2616	3895
REWARI	Non-Descript	1119	2448	3567
ROHTAK	Non-Descript	1954	4558	6512
SIRSA	Non-Descript	2715	5812	8527
SONIPAT	Non-Descript	1383	2838	4221
YAMUNANAGAR	Non-Descript	1456	2166	3622
HARYANA TOTAL SHEEP NON-DESCRIPT		53142	112083	165225

ANIMAL HUSBANDRY & DAIRYING DEPARTMENT, HARYANA

Table -13 District-wise Report of Exotic Pigs by Age and Breed Report

District Name	Breed Name	Under 6 Months	6 Months & Above	TOTAL
AMBALA	Australian large Black	73	104	177
AMBALA	Duroc	7	7	14
AMBALA	Exotic Crossbred	162	282	444
AMBALA	Exotic Crossbred Pig	122	82	204
AMBALA	Landrays	82	45	127
AMBALA	Yorkshire	994	524	1518
AMBALA TOTAL		1440	1044	2484
BHIWANI	Australian large Black	99	135	234
BHIWANI	Exotic Crossbred Pig	41	35	76
BHIWANI	Hamsphire	17	7	24
BHIWANI	Landrays	26	32	58
BHIWANI	Yorkshire	297	141	438
BHIWANI TOTAL		480	350	830
CHARKI DADRI	Australian large Black	35	92	127
CHARKI DADRI	Landrays	46	37	83
CHARKI DADRI	Yorkshire	322	314	636
CHARKI DADRI TOTAL		403	443	846
FARIDABAD	Australian large Black	10	4	14
FARIDABAD	Duroc	4	6	10
FARIDABAD	Exotic Crossbred	14	14	28
FARIDABAD	Exotic Crossbred Pig	60	100	160
FARIDABAD	Landrays	31	45	76
FARIDABAD	Yorkshire	183	141	324
FARIDABAD TOTAL		302	310	612
FATEHABAD	Australian large Black	60	68	128
FATEHABAD	Duroc	38	2	40
FATEHABAD	Exotic Crossbred	7	7	14
FATEHABAD	Landrays	416	165	581
FATEHABAD	Yorkshire	357	360	717
FATEHABAD TOTAL		878	602	1480
GURUGRAM	Australian large Black	1978	2746	4724
GURUGRAM	Exotic Crossbred	46	42	88
GURUGRAM	Exotic Crossbred Pig	51	37	88
GURUGRAM	Landrays	785	1311	2096
GURUGRAM	Yorkshire	311	133	444
GURUGRAM TOTAL		3171	4269	7440
HISAR	Australian large Black	161	65	226
HISAR	Duroc	0	1	1
HISAR	Exotic Crossbred	2	22	24

ANIMAL HUSBANDRY & DAIRYING DEPARTMENT, HARYANA

Table -13 District-wise Report of Exotic Pigs by Age and Breed Report				
District Name	Breed Name	Under 6 Months	6 Months & Above	TOTAL
HISAR	Exotic Crossbred Pig	2	3	5
HISAR	Hamsphire	4	8	12
HISAR	Landrays	4	10	14
HISAR	Yorkshire	199	135	334
HISAR TOTAL		372	244	616
JHAJJAR	Australian large Black	973	1348	2321
JHAJJAR	Duroc	10	3	13
JHAJJAR	Exotic Crossbred	679	658	1337
JHAJJAR	Exotic Crossbred Pig	215	162	377
JHAJJAR	Hamsphire	2	4	6
JHAJJAR	Landrays	846	324	1170
JHAJJAR	Yorkshire	2746	1723	4469
JHAJJAR TOTAL		5471	4222	9693
JIND	Australian large Black	112	110	222
JIND	Duroc	2	2	4
JIND	Exotic Crossbred	46	20	66
JIND	Exotic Crossbred Pig	0	3	3
JIND	Landrays	74	84	158
JIND	Yorkshire	399	293	692
JIND TOTAL		633	512	1145
KAITHAL	Australian large Black	309	149	458
KAITHAL	Duroc	0	1	1
KAITHAL	Exotic Crossbred	63	72	135
KAITHAL	Exotic Crossbred Pig	21	28	49
KAITHAL	Landrays	421	274	695
KAITHAL	Yorkshire	495	215	710
KAITHAL TOTAL		1309	739	2048
KARNAL	Australian large Black	367	319	686
KARNAL	Exotic Crossbred	58	34	92
KARNAL	Exotic Crossbred Pig	22	7	29
KARNAL	Landrays	770	421	1191
KARNAL	Yorkshire	2919	3039	5958
KARNAL TOTAL		4136	3820	7956
KURUKSHETRA	Australian large Black	248	278	526
KURUKSHETRA	Exotic Crossbred	42	42	84
KURUKSHETRA	Exotic Crossbred Pig	103	80	183
KURUKSHETRA	Landrays	161	186	347
KURUKSHETRA	Yorkshire	1096	1003	2099
KURUKSHETRA TOTAL		1650	1589	3239

ANIMAL HUSBANDRY & DAIRYING DEPARTMENT, HARYANA

Table -13 District-wise Report of Exotic Pigs by Age and Breed Report

District Name	Breed Name	Under 6 Months	6 Months & Above	TOTAL
MAHENDRAGARH	Exotic Crossbred	42	19	61
MAHENDRAGARH	Exotic Crossbred Pig	50	79	129
MAHENDRAGARH	Yorkshire	167	65	232
MAHENDRAGARH TOTAL		259	163	422
MEWAT	Australian large Black	20	12	32
MEWAT	Exotic Crossbred	0	1	1
MEWAT	Exotic Crossbred Pig	36	22	58
MEWAT	Landrays	1	1	2
MEWAT	Yorkshire	40	20	60
MEWAT TOTAL		97	56	153
PALWAL	Australian large Black	41	22	63
PALWAL	Duroc	13	9	22
PALWAL	Exotic Crossbred	12	26	38
PALWAL	Exotic Crossbred Pig	19	21	40
PALWAL	Landrays	47	22	69
PALWAL	Yorkshire	133	136	269
PALWAL TOTAL		265	236	501
PANCHKULA	Exotic Crossbred	8	2	10
PANCHKULA	Exotic Crossbred Pig	13	4	17
PANCHKULA	Landrays	112	142	254
PANCHKULA	Yorkshire	554	769	1323
PANCHKULA TOTAL		687	917	1604
PANIPAT	Australian large Black	388	339	727
PANIPAT	Duroc	12	15	27
PANIPAT	Exotic Crossbred	39	32	71
PANIPAT	Exotic Crossbred Pig	24	36	60
PANIPAT	Hamsphire	0	2	2
PANIPAT	Landrays	109	68	177
PANIPAT	Yorkshire	546	514	1060
PANIPAT TOTAL		1118	1006	2124
REWARI	Australian large Black	9	8	17
REWARI	Exotic Crossbred	51	73	124
REWARI	Exotic Crossbred Pig	410	402	812
REWARI	Landrays	16	18	34
REWARI	Yorkshire	2560	1582	4142
REWARI TOTAL		3046	2083	5129
ROHTAK	Australian large Black	990	1088	2078
ROHTAK	Exotic Crossbred	349	128	477
ROHTAK	Exotic Crossbred Pig	7	4	11

ANIMAL HUSBANDRY & DAIRYING DEPARTMENT, HARYANA

Table -13 District-wise Report of Exotic Pigs by Age and Breed Report				
District Name	Breed Name	Under 6 Months	6 Months & Above	TOTAL
ROHTAK	Landrays	865	491	1356
ROHTAK	Yorkshire	564	859	1423
ROHTAK TOTAL		2775	2570	5345
SIRSA	Exotic Crossbred	50	23	73
SIRSA	Exotic Crossbred Pig	13	9	22
SIRSA	Landrays	55	22	77
SIRSA	Yorkshire	332	523	855
SIRSA TOTAL		450	577	1027
SONIPAT	Australian large Black	753	470	1223
SONIPAT	Duroc	260	112	372
SONIPAT	Exotic Crossbred	150	138	288
SONIPAT	Exotic Crossbred Pig	34	35	69
SONIPAT	Hamsphire	0	1	1
SONIPAT	Landrays	1789	695	2484
SONIPAT	Saddleback	4	0	4
SONIPAT	Yorkshire	3043	1195	4238
SONIPAT TOTAL		6033	2646	8679
YAMUNANAGAR	Australian large Black	58	113	171
YAMUNANAGAR	Duroc	3	18	21
YAMUNANAGAR	Exotic Crossbred	42	64	106
YAMUNANAGAR	Exotic Crossbred Pig	20	25	45
YAMUNANAGAR	Landrays	166	201	367
YAMUNANAGAR	Yorkshire	318	366	684
YAMUNANAGAR TOTAL		607	787	1394
HARYANA TOTAL	Australian large Black	6684	7470	14154
HARYANA TOTAL	Duroc	349	176	525
HARYANA TOTAL	Exotic Crossbred	1862	1699	3561
HARYANA TOTAL	Exotic Crossbred Pig	1263	1174	2437
HARYANA TOTAL	Hamsphire	23	22	45
HARYANA TOTAL	Landrays	6822	4594	11416
HARYANA TOTAL	Saddleback	4	0	4
HARYANA TOTAL	Yorkshire	18575	14050	32625
HARYANA TOTAL PIG EXOTIC		35582	29185	64767

ANIMAL HUSBANDRY & DAIRYING DEPARTMENT, HARYANA**Table -14 District-wise Report of Indigenous Pigs by Age and Breed Report**

District Name	Breed Name	Under 6 Months	6 Months & Above	Total
JHAJJAR	Agnoda Goan	7	3	10
JHAJJAR	Ghoongroo	25	35	60
HARYANA TOTAL PIG INDIGENOUS		32	38	70

ANIMAL HUSBANDRY & DAIRYING DEPARTMENT, HARYANA

Table -15 District-wise Report of Non-Descript Pigs by Age and Breed Report				
District Name	Breed Name	Under 6 Months	6 Months & Above	Total
AMBALA	nondescript	873	771	1644
BHIWANI	nondescript	1286	1401	2687
CHARKI DADRI	nondescript	530	361	891
FARIDABAD	nondescript	528	422	950
FATEHABAD	nondescript	377	303	680
GURUGRAM	nondescript	728	712	1440
HISAR	nondescript	1958	1583	3541
JHAJJAR	nondescript	1242	984	2226
JIND	nondescript	2762	2401	5163
KAITHAL	nondescript	1642	1257	2899
KARNAL	nondescript	1299	1091	2390
KURUKSHETRA	nondescript	485	358	843
MAHENDRAGARH	nondescript	402	530	932
MEWAT	nondescript	412	196	608
PALWAL	nondescript	1416	1290	2706
PANCHKULA	nondescript	109	162	271
PANIPAT	nondescript	1125	1118	2243
REWARI	nondescript	663	1665	2328
ROHTAK	nondescript	1776	1573	3349
SIRSA	nondescript	255	405	660
SONIPAT	nondescript	2016	1704	3720
YAMUNANAGAR	nondescript	592	640	1232
HARYANA TOTAL PIG NON-DESCRIPT		22476	20927	43403

ANIMAL HUSBANDRY & DAIRYING DEPARTMENT, HARYANA

Table -16 District-wise Details of Horses by Age, Use and Breed Report

District Name	Breed Name	Under 3 Years	Used for Cart/ Carriage	Used for Sport	Total
AMBALA	Kathiawari	1	5	3	9
AMBALA	Marwari	2	3	4	9
AMBALA	Non-Descript	87	300	58	445
BHIWANI	Kathiawari	24	16	2	42
BHIWANI	Marwari	46	59	31	136
BHIWANI	Non-Descript	148	138	52	338
CHARKI DADRI	Kathiawari	11	27	6	44
CHARKI DADRI	Marwari	12	12	4	28
CHARKI DADRI	Non-Descript	44	54	19	117
FARIDABAD	Kathiawari	4	12	1	17
FARIDABAD	Marwari	16	21	2	39
FARIDABAD	Non-Descript	16	24	12	52
FATEHABAD	Kathiawari	23	13	5	41
FATEHABAD	Marwari	24	13	13	50
FATEHABAD	Non-Descript	59	47	14	120
GURUGRAM	Bhutia	1	2	1	4
GURUGRAM	Kathiawari	223	2	86	311
GURUGRAM	Marwari	35	13	53	101
GURUGRAM	Non-Descript	53	85	68	206
HISAR	Kathiawari	56	25	2	83
HISAR	Marwari	35	42	6	83
HISAR	Non-Descript	131	127	18	276
JHAJJAR	Kathiawari	10	8	2	20
JHAJJAR	Marwari	43	25	24	92
JHAJJAR	Non-Descript	76	132	12	220
JIND	Kathiawari	9	22	11	42
JIND	Marwari	29	29	7	65
JIND	Non-Descript	141	205	18	364
KAITHAL	Kathiawari	14	19	1	34
KAITHAL	Marwari	17	37	14	68
KAITHAL	Non-Descript	140	259	13	412
KARNAL	Kathiawari	26	87	8	121
KARNAL	Marwari	61	79	14	154
KARNAL	Non-Descript	96	244	20	360
KURUKSHETRA	Kathiawari	11	25	2	38
KURUKSHETRA	Marwari	28	32	13	73
KURUKSHETRA	Non-Descript	89	201	27	317
MAHENDRAGARH	Kathiawari	16	21	7	44
MAHENDRAGARH	Marwari	17	29	6	52
MAHENDRAGARH	Non-Descript	133	132	30	295
MEWAT	Kathiawari	4	3	2	9
MEWAT	Marwari	6	7	8	21
MEWAT	Non-Descript	8	27	8	43

ANIMAL HUSBANDRY & DAIRYING DEPARTMENT, HARYANA

Table -16 District-wise Details of Horses by Age, Use and Breed Report

District Name	Breed Name	Under 3 Years	Used for Cart/ Carriage	Used for Sport	Total
PALWAL	Kathiawari	12	9	6	27
PALWAL	Marwari	15	12	3	30
PALWAL	Non-Descript	56	122	10	188
PANCHKULA	Kathiawari	0	5	0	5
PANCHKULA	Marwari	1	6	10	17
PANCHKULA	Non-Descript	18	48	2	68
PANIPAT	Kathiawari	5	20	2	27
PANIPAT	Marwari	13	21	5	39
PANIPAT	Non-Descript	75	181	6	262
REWARI	Kathiawari	3	5	0	8
REWARI	Marwari	12	34	10	56
REWARI	Non-Descript	62	87	16	165
ROHTAK	Kathiawari	4	6	1	11
ROHTAK	Marwari	31	16	11	58
ROHTAK	Non-Descript	30	62	3	95
SIRSA	Kathiawari	13	13	12	38
SIRSA	Marwari	65	40	23	128
SIRSA	Non-Descript	77	56	35	168
SIRSA	Zanskari	0	1	0	1
SONIPAT	Kathiawari	26	21	7	54
SONIPAT	Marwari	19	35	2	56
SONIPAT	Non-Descript	108	192	16	316
YAMUNANAGAR	Kathiawari	11	39	3	53
YAMUNANAGAR	Marwari	18	26	13	57
YAMUNANAGAR	Non-Descript	155	128	116	399
HARYANA TOTAL	Bhutia	1	2	1	4
HARYANA TOTAL	Kathiawari	506	403	169	1078
HARYANA TOTAL	Marwari	545	591	276	1412
HARYANA TOTAL	Non-Descript	1802	2851	573	5226
HARYANA TOTAL	Zanskari	0	1	0	1
HARYANA TOTAL HORSES		2854	3848	1019	7721

ANIMAL HUSBANDRY & DAIRYING DEPARTMENT, HARYANA

Table -17 District-wise Details of Pony by Age, Use and Breed Report

District Name	Breed Name	Under 3 Years	Used for Cart/ Carriage	Used for Sport	Total
AMBALA	Kathiawari	0	1	0	1
AMBALA	Non-Descript	0	4	0	4
BHIWANI	Kathiawari	2	3	0	5
BHIWANI	Marwari	1	10	0	11
BHIWANI	Non-Descript	11	27	0	38
CHARKI DADRI	Kathiawari	0	4	0	4
CHARKI DADRI	Marwari	1	4	0	5
CHARKI DADRI	Non-Descript	1	14	0	15
FARIDABAD	Non-Descript	1	3	0	4
FATEHABAD	Marwari	2	0	0	2
FATEHABAD	Non-Descript	7	8	0	15
GURUGRAM	Marwari	0	2	0	2
GURUGRAM	Non-Descript	34	53	10	97
HISAR	Kathiawari	3	6	0	9
HISAR	Non-Descript	10	22	2	34
JHAJJAR	Marwari	1	0	0	1
JHAJJAR	Non-Descript	9	19	0	28
JIND	Kathiawari	4	10	0	14
JIND	Marwari	5	7	0	12
JIND	Non-Descript	22	39	3	64
KAITHAL	Kathiawari	1	2	0	3
KAITHAL	Non-Descript	10	8	0	18
KARNAL	Kathiawari	0	2	0	2
KARNAL	Marwari	0	1	0	1
KARNAL	Non-Descript	14	12	0	26
KURUKSHETRA	Non-Descript	3	8	0	11
MAHENDRAGARH	Kathiawari	0	1	0	1
MAHENDRAGARH	Marwari	0	1	0	1
MAHENDRAGARH	Non-Descript	2	4	0	6
MEWAT	Kathiawari	0	0	2	2
MEWAT	Non-Descript	0	0	2	2

ANIMAL HUSBANDRY & DAIRYING DEPARTMENT, HARYANA

Table -17 District-wise Details of Pony by Age, Use and Breed Report

District Name	Breed Name	Under 3 Years	Used for Cart/ Carriage	Used for Sport	Total
PALWAL	Kathiawari	0	6	6	12
PALWAL	Non-Descript	3	8	0	11
PANCHKULA	Non-Descript	0	1	0	1
PANIPAT	Kathiawari	0	1	0	1
PANIPAT	Non-Descript	2	11	0	13
REWARI	Marwari	0	3	0	3
REWARI	Non-Descript	2	11	0	13
ROHTAK	Kathiawari	0	2	0	2
ROHTAK	Non-Descript	1	22	14	37
SIRSA	Kathiawari	0	4	0	4
SIRSA	Marwari	0	1	0	1
SIRSA	Non-Descript	7	22	6	35
SONIPAT	Kathiawari	1	1	0	2
SONIPAT	Marwari	6	6	0	12
SONIPAT	Non-Descript	40	7	0	47
YAMUNANAGAR	Non-Descript	1	9	0	10
HARYANA TOTAL PONY		207	390	45	642

ANIMAL HUSBANDRY & DAIRYING DEPARTMENT, HARYANA

Table -18 District-wise Details of Mules by Age and Breed Report			
District Name	Under 3 Years	3 Years & Above	Total
AMBALA	69	157	226
BHIWANI	49	133	182
CHARKI DADRI	22	89	111
FARIDABAD	6	17	23
FATEHABAD	28	29	57
GURUGRAM	38	46	84
HISAR	31	75	106
JHAJJAR	56	274	330
JIND	53	110	163
KAITHAL	42	67	109
KARNAL	24	41	65
KURUKSHETRA	2	38	40
MAHENDRAGARH	19	116	135
MEWAT	2	27	29
PALWAL	20	44	64
PANCHKULA	6	40	46
PANIPAT	3	19	22
REWARI	31	217	248
ROHTAK	47	85	132
SIRSA	58	172	230
SONIPAT	7	24	31
YAMUNANAGAR	43	23	66
HARYANA TOTAL MULES	656	1843	2499

ANIMAL HUSBANDRY & DAIRYING DEPARTMENT, HARYANA

Table -19 District-wise Details of Donkey by Age and Breed Report				
District Name	Breed Name	Under 3 Years	3 Years & Above	Total
AMBALA	Non-Descript	0	3	3
BHIWANI	Non-Descript	10	21	31
BHIWANI	Spiti	27	22	49
CHARKI DADRI	Non-Descript	8	22	30
CHARKI DADRI	Spiti	1	2	3
FARIDABAD	Non-Descript	6	10	16
FARIDABAD	Spiti	3	2	5
FATEHABAD	Non-Descript	4	7	11
FATEHABAD	Spiti	0	1	1
GURUGRAM	Non-Descript	40	42	82
GURUGRAM	Spiti	4	2	6
HISAR	Non-Descript	17	22	39
HISAR	Spiti	13	18	31
JHAJJAR	Non-Descript	11	26	37
JIND	Non-Descript	7	7	14
KAITHAL	Non-Descript	3	3	6
KARNAL	Non-Descript	2	18	20
KARNAL	Spiti	1	0	1
KURUKSHETRA	Non-Descript	6	2	8
KURUKSHETRA	Spiti	0	2	2
MAHENDRAGARH	Non-Descript	7	9	16
MAHENDRAGARH	Spiti	2	1	3
MEWAT	Non-Descript	15	23	38
MEWAT	Spiti	15	17	32
PALWAL	Non-Descript	27	60	87
PALWAL	Spiti	2	0	2
PANCHKULA	Non-Descript	0	22	22
PANIPAT	Non-Descript	3	3	6
REWARI	Non-Descript	9	13	22
ROHTAK	Non-Descript	19	31	50
ROHTAK	Spiti	10	19	29
SIRSA	Non-Descript	22	47	69
SIRSA	Spiti	2	8	10
SONIPAT	Non-Descript	2	2	4
YAMUNANAGAR	Non-Descript	4	9	13
YAMUNANAGAR	Spiti	2	0	2
HARYANA TOTAL	Non-Descript	222	402	624
HARYANA TOTAL	Spiti	82	94	176
HARYANA TOTAL DONKEY		304	496	800

ANIMAL HUSBANDRY & DAIRYING DEPARTMENT, HARYANA

Table -20 District-wise Details of Backyard Duck and Breed Report

District Name	Breed Name	Drakes	Ducks	Ducklings	Total Ducks
AMBALA	indigenous	0	0	2	2
AMBALA Total		0	0	2	2
BHIWANI	improved	6	5	1	12
BHIWANI	indigenous	2	3	0	5
BHIWANI Total		8	8	1	17
FARIDABAD	improved	8	7	0	15
FARIDABAD	indigenous	6	7	0	13
FARIDABAD Total		14	14	0	28
FATEHABAD	improved	4	5	6	15
FATEHABAD	indigenous	2	14	0	16
FATEHABAD Total		6	19	6	31
GURUGRAM	improved	0	20	0	20
GURUGRAM	indigenous	15	13	6	34
GURUGRAM Total		15	33	6	54
HISAR	improved	2	3	0	5
HISAR	indigenous	2	16	4	22
HISAR Total		4	19	4	27
JHAJJAR	indigenous	3	2	1	6
JHAJJAR Total		3	2	1	6
JIND	improved	8	5	1	14
JIND	indigenous	501	808	108	1417
JIND Total		509	813	109	1431
KAITHAL	improved	1	2	6	9
KAITHAL	indigenous	3	16	9	28
KAITHAL Total		4	18	15	37
KARNAL	improved	107	814	106	1027
KARNAL	indigenous	30	42	18	90
KARNAL Total		137	856	124	1117
KURUKSHETRA	improved	1	2	0	3
KURUKSHETRA	indigenous	25	33	3	61
KURUKSHETRA Total		26	35	3	64
MAHENDRAGARH	indigenous	0	116	0	116
MAHENDRAGARH Total		0	116	0	116
MEWAT	improved	26	30	5	61
MEWAT	indigenous	74	122	63	259
MEWAT Total		100	152	68	320
PALWAL	improved	3	22	0	25
PALWAL	indigenous	17	27	0	44
PALWAL Total		20	49	0	69
PANCHKULA	improved	1	1	0	2
PANCHKULA	indigenous	0	5	2	7
PANCHKULA Total		1	6	2	9
PANIPAT	improved	3	5	0	8
PANIPAT	indigenous	904	1606	900	3410
PANIPAT Total		907	1611	900	3418

ANIMAL HUSBANDRY & DAIRYING DEPARTMENT, HARYANA

Table -20 District-wise Details of Backyard Duck and Breed Report					
District Name	Breed Name	Drakes	Ducks	Ducklings	Total Ducks
REWARI	indigenous	1	4	7	12
REWARI Total		1	4	7	12
ROHTAK	improved	3	14	20	37
ROHTAK	indigenous	5	3	7	15
ROHTAK Total		8	17	27	52
SIRSA	improved	0	1	0	1
SIRSA	indigenous	6	8	2	16
SIRSA Total		6	9	2	17
SONIPAT	improved	2	2	2	6
SONIPAT	indigenous	30	20	9	59
SONIPAT Total		32	22	11	65
YAMUNANAGAR	improved	1	19	0	20
YAMUNANAGAR	indigenous	4	10	3	17
YAMUNANAGAR Total		5	29	3	37
HARYANA TOTAL	improved	176	957	147	1280
HARYANA TOTAL	indigenous	1630	2875	1144	5649
HARYANA TOTAL BACKYARD DUCK		1806	3832	1291	6929

ANIMAL HUSBANDRY & DAIRYING DEPARTMENT, HARYANA

Table -21 District-wise Details of Commercial Duck and Breed Report					
District_Name	Breed_Type	Drakes	Ducks	Ducklings	Total_Ducks
BHIWANI	indigenous	2	8	0	10
BHIWANI Total		2	8	0	10
FARIDABAD	improved	2	6	0	8
FARIDABAD Total		2	6	0	8
GURUGRAM	improved	14	27	13	54
	indigenous	226	1256	32	1514
GURUGRAM Total		240	1283	45	1568
HISAR	improved	20	930	0	950
HISAR Total		20	930	0	950
JIND	indigenous	10	25	0	35
JIND Total		10	25	0	35
KAITHAL	indigenous	2	8	0	10
KAITHAL Total		2	8	0	10
KARNAL	improved	1550	1653	6000	9203
	indigenous	821	624	204	1649
KARNAL Total		2371	2277	6204	10852
PANIPAT	improved	200	1800	0	2000
PANIPAT Total		200	1800	0	2000
REWARI	improved	3	11	51	65
REWARI Total		3	11	51	65
SONIPAT	indigenous	1	5	7	13
SONIPAT Total		1	5	7	13
YAMUNANAGAR	improved	1	1	3	5
	indigenous	1	1	6	8
YAMUNANAGAR Total		2	2	9	13
HARYANA TOTAL	improved	1790	4428	6067	12285
HARYANA TOTAL	indigenous	1063	1927	249	3239
HARYANATOTAL COMMERCIAL DUCK		2853	6355	6316	15524

ANIMAL HUSBANDRY & DAIRYING DEPARTMENT, HARYANA

Table -22 District-wise Details of Backyard Other Poultry Bird Report			
District Name	Quails	Other poultry birds	Total_other
AMBALA	48	42	90
BHIWANI	168	1055	1223
CHARKI DADRI	2	5	7
FARIDABAD	35	79	114
FATEHABAD	46	12	58
GURUGRAM	613	150	763
HISAR	1230	521	1751
JHAJJAR	57	388	445
JIND	86	82	168
KAITHAL	1720	7523	9243
KARNAL	364	199	563
KURUKSHETRA	20	361	381
MAHENDRAGARH	30	55	85
MEWAT	2114	3935	6049
PALWAL	23	33	56
PANCHKULA	59	7	66
PANIPAT	1104	3999	5103
REWARI	15	40	55
ROHTAK	276	208	484
SIRSA	27	22	49
SONIPAT	1026	2013	3039
YAMUNANAGAR	3474	12884	16358
HARYANA TOTAL BACKYARD OTHER POULTRY BIRD	12537	33613	46150

ANIMAL HUSBANDRY & DAIRYING DEPARTMENT, HARYANA

Table -23 District-wise Details of Commercial Other Poultry Bird Report			
District_Name	Quails	Other Poultry Birds	Sum of total_other
BHIWANI	0	20000	20000
CHARKI DADRI	0	1	1
FATEHABAD	4000	512	4512
GURUGRAM	0	320	320
HISAR	77244	100585	177829
JIND	0	25000	25000
KAITHAL	0	39000	39000
KARNAL	0	10000	10000
KURUKSHETRA	0	17501	17501
MEWAT	1	0	1
PANIPAT	50	146100	146150
REWARI	0	3	3
ROHTAK	20000	0	20000
SIRSA	4000	0	4000
SONIPAT	1	15015	15016
YAMUNANAGAR	13790	11600	25390
HARYANA TOTAL COMMERCIAL OTHER POULTRY BIRD	119086	385637	504723

ANIMAL HUSBANDRY & DAIRYING DEPARTMENT, HARYANA

Table -24 District-wise Details of Backyard Turkey Bird Report

District Name	Turkey_Male	Turkey_Female	Total_Turkey
BHIWANI	20	46	66
CHARKI DADRI	3	15	18
FARIDABAD	4	7	11
FATEHABAD	3	7	10
GURUGRAM	3	8	11
HISAR	18	37	55
JHAJJAR	2	12	14
JIND	25	57	82
KAITHAL	9	5	14
KARNAL	10	28	38
MAHENDRAGARH	14	27	41
MEWAT	15	19	34
PALWAL	17	17	34
REWARI	0	18	18
ROHTAK	5	15	20
SIRSA	0	0	0
SONIPAT	9	11	20
YAMUNANAGAR	1	1	2
HARYANA TOTAL BACKYARD TURKEY	158	330	488

ANIMAL HUSBANDRY & DAIRYING DEPARTMENT, HARYANA

Table -25 District-wise Details of Commercial Turkey Bird Report

District_Name	Turkey_Male	Turkey_Female	Total_Turkey
GURUGRAM	212	623	835
HARYANA TOTAL COMMERCIAL TURKEY	212	623	835

ANIMAL HUSBANDRY & DAIRYING DEPARTMENT, HARYANA

Table -26 District-wise Details of Backyard Fowl Desi and Breed Report

District_Name	Breed_Name	Cocks	Hens	Chickens	Total_Fowls
AMBALA	Ankaleshwar	1004	1031	1501	3536
AMBALA	Aseel	549	555	536	1640
AMBALA	Busra	500	500	500	1500
AMBALA	Chittagong	100	300	100	500
AMBALA	Other Desi Fowl	1227	1510	1257	3994
AMBALA	Punjab Brown	3629	4519	3715	11863
AMBALA Total		7009	8415	7609	23033
BHIWANI	Ankaleshwar	8	15	13	36
BHIWANI	Aseel	37	88	248	373
BHIWANI	Chittagong	2	2	0	4
BHIWANI	Danki	4	5	0	9
BHIWANI	Harringhata Black	7	18	15	40
BHIWANI	Mewari	2	6	0	8
BHIWANI	Other Desi Fowl	2948	1333	3060	7341
BHIWANI	Punjab Brown	1199	1421	1144	3764
BHIWANI Total		4207	2888	4480	11575
CHARKI DADRI	Ankaleshwar	9	9	10	28
CHARKI DADRI	Aseel	79	162	96	337
CHARKI DADRI	Danki	3	12	12	27
CHARKI DADRI	Hasli	1	3	3	7
CHARKI DADRI	Kadakhath	4	6	0	10
CHARKI DADRI	Mewari	10	20	24	54
CHARKI DADRI	Other Desi Fowl	65	146	166	377
CHARKI DADRI	Punjab Brown	589	1348	1335	3272
CHARKI DADRI Total		760	1706	1646	4112
FARIDABAD	Aseel	2	3	9	14
FARIDABAD	Chittagong	9	8	5	22
FARIDABAD	Ghagus	5	6	0	11
FARIDABAD	Other Desi Fowl	13	907	900	1820
FARIDABAD	Punjab Brown	52	554	547	1153
FARIDABAD Total		81	1478	1461	3020
FATEHABAD	Ankaleshwar	1	0	0	1
FATEHABAD	Aseel	147	121	1270	1538
FATEHABAD	Busra	1	0	0	1
FATEHABAD	Kadakhath	62	104	6	172
FATEHABAD	Miri	0	3	1	4
FATEHABAD	Other Desi Fowl	142	333	655	1130
FATEHABAD	Punjab Brown	342	786	2226	3354
FATEHABAD Total		695	1347	4158	6200

ANIMAL HUSBANDRY & DAIRYING DEPARTMENT, HARYANA

Table -26 District-wise Details of Backyard Fowl Desi and Breed Report

District_Name	Breed_Name	Cocks	Hens	Chickens	Total_Fowls
GURUGRAM	Ankaleshwar	36	3	2	41
GURUGRAM	Aseel	43	163	93	299
GURUGRAM	Busra	0	1	20	21
GURUGRAM	Harringhata Black	0	0	50	50
GURUGRAM	Hasli	5	1	0	6
GURUGRAM	Kadakhnath	302	705	100	1107
GURUGRAM	Nicobari	0	10	1	11
GURUGRAM	Other Desi Fowl	663	776	781	2220
GURUGRAM	Punjab Brown	1401	1100	273	2774
GURUGRAM Total		2450	2759	1320	6529
HISAR	Ankaleshwar	1	4	12	17
HISAR	Aseel	35	51	43	129
HISAR	Danki	1	0	0	1
HISAR	Harringhata Black	150	300	150	600
HISAR	Kadakhnath	5	45	0	50
HISAR	Mewari	1	0	0	1
HISAR	Other Desi Fowl	524	906	3683	5113
HISAR	Punjab Brown	645	1392	1426	3463
HISAR Total		1362	2698	5314	9374
JHAJJAR	Ankaleshwar	10	12	25	47
JHAJJAR	Aseel	132	216	144	492
JHAJJAR	Busra	9	15	2	26
JHAJJAR	Kadakhnath	17	44	75	136
JHAJJAR	Other Desi Fowl	72	161	89	322
JHAJJAR	Punjab Brown	304	474	295	1073
JHAJJAR	Tellichery	1	10	0	11
JHAJJAR Total		545	932	630	2107
JIND	Ankaleshwar	806	917	515	2238
JIND	Aseel	28	61	55	144
JIND	Busra	8	12	0	20
JIND	Chittagong	10	11	17	38
JIND	Danki	2	2	3	7
JIND	Daothigir	2	1	2	5
JIND	Harringhata Black	3	10	12	25
JIND	Kadakhnath	1	3	6	10
JIND	Kalahasthi	5	8	0	13
JIND	Mewari	0	1	0	1
JIND	Other Desi Fowl	189	755	470	1414
JIND	Punjab Brown	2121	2339	2032	6492
JIND Total		3175	4120	3112	10407

ANIMAL HUSBANDRY & DAIRYING DEPARTMENT, HARYANA

Table -26 District-wise Details of Backyard Fowl Desi and Breed Report

District_Name	Breed_Name	Cocks	Hens	Chickens	Total_Fowls
KAITHAL	Ankaleshwar	40	35	262	337
KAITHAL	Aseel	34	81	86	201
KAITHAL	Busra	0	888	0	888
KAITHAL	Chittagong	1	2	4	7
KAITHAL	Danki	0	1	8	9
KAITHAL	Harringhata Black	2	6	0	8
KAITHAL	Hasli	3	0	0	3
KAITHAL	Kadakhath	31	69	44	144
KAITHAL	Kalahasthi	0	1	0	1
KAITHAL	Other Desi Fowl	1687	1990	1886	5563
KAITHAL	Punjab Brown	775	1505	787	3067
KAITHAL Total		2573	4578	3077	10228
KARNAL	Ankaleshwar	17	42	20	79
KARNAL	Aseel	175	500	409	1084
KARNAL	Busra	4	17	3	24
KARNAL	Chittagong	3	5	2	10
KARNAL	Kadakhath	276	530	144	950
KARNAL	Other Desi Fowl	121	278	166	565
KARNAL	Punjab Brown	1863	3392	2793	8048
KARNAL Total		2459	4764	3537	10760
KURUKSHETRA	Ankaleshwar	1025	1007	1003	3035
KURUKSHETRA	Aseel	163	836	183	1182
KURUKSHETRA	Chittagong	5	10	0	15
KURUKSHETRA	Danki	3	12	2	17
KURUKSHETRA	Hasli	1	12	0	13
KURUKSHETRA	Kadakhath	0	3	0	3
KURUKSHETRA	Other Desi Fowl	2132	2368	2190	6690
KURUKSHETRA	Punjab Brown	1813	2338	2021	6172
KURUKSHETRA Total		5142	6586	5399	17127
MAHENDRAGARH	Ankaleshwar	1	3	0	4
MAHENDRAGARH	Aseel	4043	3949	2698	10690
MAHENDRAGARH	Busra	15	15	32	62
MAHENDRAGARH	Chittagong	1	1	0	2
MAHENDRAGARH	Ghagus	2	13	0	15
MAHENDRAGARH	Other Desi Fowl	1532	1253	1436	4221
MAHENDRAGARH	Punjab Brown	2032	2110	2070	6212
MAHENDRAGARH Total		7626	7344	6236	21206
MEWAT	Ankaleshwar	95	130	231	456
MEWAT	Aseel	710	935	742	2387
MEWAT	Busra	17	47	50	114

ANIMAL HUSBANDRY & DAIRYING DEPARTMENT, HARYANA

Table -26 District-wise Details of Backyard Fowl Desi and Breed Report

District_Name	Breed_Name	Cocks	Hens	Chickens	Total_Fowls
MEWAT	Chittagong	2	0	0	2
MEWAT	Danki	1	2	0	3
MEWAT	Ghagus	1	0	0	1
MEWAT	Hasli	23	12	5	40
MEWAT	Mewari	2	10	0	12
MEWAT	Other Desi Fowl	116	203	259	578
MEWAT	Punjab Brown	672	1091	829	2592
MEWAT	Tellichery	5	5	2	12
MEWAT Total		1644	2435	2118	6197
PALWAL	Aseel	56	81	117	254
PALWAL	Busra	13	25	35	73
PALWAL	Kadaknath	20	47	17	84
PALWAL	Other Desi Fowl	2328	3070	3422	8820
PALWAL	Punjab Brown	155	296	239	690
PALWAL Total		2572	3519	3830	9921
PANCHKULA	Ankaleshwar	5	6	4	15
PANCHKULA	Chittagong	2	6	0	8
PANCHKULA	Other Desi Fowl	25	65	35	125
PANCHKULA	Punjab Brown	18	62	8	88
PANCHKULA Total		50	139	47	236
PANIPAT	Ankaleshwar	18	46	35	99
PANIPAT	Aseel	127	190	386	703
PANIPAT	Danki	1	1	0	2
PANIPAT	Kadaknath	0	0	300	300
PANIPAT	Kaunayen	2	4	0	6
PANIPAT	Other Desi Fowl	42	196	39	277
PANIPAT	Punjab Brown	135	272	516	923
PANIPAT	Tellichery	3	2	1	6
PANIPAT Total		328	711	1277	2316
REWARI	Aseel	49	66	45	160
REWARI	Kadaknath	4	10	23	37
REWARI	Other Desi Fowl	137	359	202	698
REWARI	Punjab Brown	268	399	251	918
REWARI Total		458	834	521	1813
ROHTAK	Ankaleshwar	115	180	172	467
ROHTAK	Aseel	43	117	99	259
ROHTAK	Busra	0	8	2	10
ROHTAK	Danki	11	17	27	55
ROHTAK	Kadaknath	12	37	84	133
ROHTAK	Kashmir Favorolla	20	40	23	83

ANIMAL HUSBANDRY & DAIRYING DEPARTMENT, HARYANA

Table -26 District-wise Details of Backyard Fowl Desi and Breed Report

District_Name	Breed_Name	Cocks	Hens	Chickens	Total_Fowls
ROHTAK	Other Desi Fowl	69	334	171	574
ROHTAK	Punjab Brown	256	384	423	1063
ROHTAK Total		526	1117	1001	2644
SIRSA	Ankaleshwar	51	65	106	222
SIRSA	Aseel	249	446	395	1090
SIRSA	Busra	6	11	7	24
SIRSA	Chittagong	8	18	9	35
SIRSA	Danki	4	9	2	15
SIRSA	Daothigir	2	2	3	7
SIRSA	Ghagus	5	25	21	51
SIRSA	Kadaknath	27	132	42	201
SIRSA	Mewari	3	10	0	13
SIRSA	Other Desi Fowl	225	462	597	1284
SIRSA	Punjab Brown	2794	3552	2852	9198
SIRSA Total		3374	4732	4034	12140
SONIPAT	Ankaleshwar	21	12	20	53
SONIPAT	Aseel	209	256	258	723
SONIPAT	Busra	14	11	9	34
SONIPAT	Danki	1	4	1	6
SONIPAT	Harringhata Black	0	2	9	11
SONIPAT	Hasli	7	6	0	13
SONIPAT	Kashmir Favorolla	2	3	0	5
SONIPAT	Miri	0	2	8	10
SONIPAT	Other Desi Fowl	204	309	325	838
SONIPAT	Punjab Brown	234	633	1138	2005
SONIPAT Total		692	1238	1768	3698
YAMUNANAGAR	Aseel	94	1231	508	1833
YAMUNANAGAR	Busra	1	3	0	4
YAMUNANAGAR	Chittagong	1	1	0	2
YAMUNANAGAR	Harringhata Black	0	12	0	12
YAMUNANAGAR	Hasli	2	1	0	3
YAMUNANAGAR	Other Desi Fowl	28	274	360	662
YAMUNANAGAR	Punjab Brown	1124	1882	2276	5282
YAMUNANAGAR Total		1250	3404	3144	7798
HARYANA TOTAL	Ankaleshwar	3263	3517	3931	10711
HARYANA TOTAL	Aseel	7004	10108	8420	25532
HARYANA TOTAL	Busra	588	1553	660	2801
HARYANA TOTAL	Chittagong	144	364	137	645
HARYANA TOTAL	Danki	31	65	55	151
HARYANA TOTAL	Daothigir	4	3	5	12

ANIMAL HUSBANDRY & DAIRYING DEPARTMENT, HARYANA

Table -26 District-wise Details of Backyard Fowl Desi and Breed Report

District_Name	Breed_Name	Cocks	Hens	Chickens	Total_Fowls
HARYANA TOTAL	Ghagus	13	44	21	78
HARYANA TOTAL	Harringhata Black	162	348	236	746
HARYANA TOTAL	Hasli	42	35	8	85
HARYANA TOTAL	Kadaknath	761	1735	841	3337
HARYANA TOTAL	Kalahasthi	5	9	0	14
HARYANA TOTAL	Kashmir Favorolla	22	43	23	88
HARYANA TOTAL	Kaunayen	2	4	0	6
HARYANA TOTAL	Mewari	18	47	24	89
HARYANA TOTAL	Miri	0	5	9	14
HARYANA TOTAL	Nicobari	0	10	1	11
HARYANA TOTAL	Other Desi Fowl	14489	17988	22149	54626
HARYANA TOTAL	Punjab Brown	22421	31849	29196	83466
HARYANA TOTAL	Tellichery	9	17	3	29
HARYANA TOTAL BACKYARD FOWL DESI		48978	67744	65719	182441

ANIMAL HUSBANDRY & DAIRYING DEPARTMENT, HARYANA

Table -27 District-wise Details of Commercial Fowl Desi and Breed Report

District_Name	Breed_Name	Cocks	Hens	Chickens	Sum of Fowls
AMBALA	Aseel	2000	2000	2000	6000
AMBALA	Other Desi Fowl	6	10708	54	10768
AMBALA Total		2006	12708	2054	16768
BHIWANI	Aseel	2	2	0	4
BHIWANI	Other Desi Fowl	0	0	7000	7000
BHIWANI	Punjab Brown	100	100	200	400
BHIWANI Total		102	102	7200	7404
CHARKI DADRI	Ankaleshwar	1	0	12810	12811
CHARKI DADRI	Aseel	6	19	0	25
CHARKI DADRI	Punjab Brown	0	0	10000	10000
CHARKI DADRI Total		7	19	22810	22836
FATEHABAD	Other Desi Fowl	2586	20409	35133	58128
FATEHABAD	Punjab Brown	0	0	12000	12000
FATEHABAD Total		2586	20409	47133	70128
GURUGRAM	Aseel	222	107	95	424
GURUGRAM	Other Desi Fowl	223	0	100	323
GURUGRAM	Punjab Brown	2000	1400	20	3420
GURUGRAM Total		2445	1507	215	4167
HISAR	Ankaleshwar	63000	6500	1000	70500
HISAR	Kadakhnath	5	5	19	29
HISAR	Mewari	0	0	999	999
HISAR	Miri	0	0	999	999
HISAR	Other Desi Fowl	0	0	217820	217820
HISAR	Punjab Brown	10801	102504	149759	263064
HISAR Total		73806	109009	370596	553411
JHAJJAR	Aseel	0	1	1	2
JHAJJAR	Punjab Brown	1	1	2	4
JHAJJAR Total		1	2	3	6
JIND	Busra	0	60000	0	60000
JIND	Kalahasthi	0	0	30000	30000
JIND	Other Desi Fowl	2500	2500	15000	20000
JIND	Punjab Brown	0	0	34000	34000
JIND Total		2500	62500	79000	144000
KAITHAL	Chittagong	0	0	76000	76000
KAITHAL	Kadakhnath	4000	2000	0	6000
KAITHAL	Other Desi Fowl	25	26	26008	26059
KAITHAL	Punjab Brown	11215	85230	219520	315965
KAITHAL Total		15240	87256	321528	424024

ANIMAL HUSBANDRY & DAIRYING DEPARTMENT, HARYANA

Table -27 District-wise Details of Commercial Fowl Desi and Breed Report

District_Name	Breed_Name	Cocks	Hens	Chickens	Sum of Fowls
KARNAL	Aseel	2	3	49	54
KARNAL	Kadaknath	1	2	2	5
KARNAL	Other Desi Fowl	2500	43600	10100	56200
KARNAL	Punjab Brown	10028	15028	124410	149466
KARNAL Total		12531	58633	134561	205725
KURUKSHETRA	Aseel	0	349500	106500	456000
KURUKSHETRA	Other Desi Fowl	101	100004	14939	115044
KURUKSHETRA	Punjab Brown	2509	12624	200	15333
KURUKSHETRA Total		2610	462128	121639	586377
MAHENDRAGARH	Aseel	500	200	300	1000
MAHENDRAGARH	Other Desi Fowl	3049	1048	2000	6097
MAHENDRAGARH	Punjab Brown	13700	8200	4000	25900
MAHENDRAGARH Total		17249	9448	6300	32997
MEWAT	Aseel	1	1	1	3
MEWAT	Other Desi Fowl	1	1	0	2
MEWAT	Punjab Brown	14	10	4	28
MEWAT Total		16	12	5	33
PALWAL	Punjab Brown	1	1	0	2
PALWAL Total		1	1	0	2
PANCHKULA	Ankaleshwar	0	424090	8000	432090
PANCHKULA	Aseel	0	296000	32000	328000
PANCHKULA	Busra	0	30000	1000	31000
PANCHKULA	Ghagus	0	195000	0	195000
PANCHKULA	Other Desi Fowl	0	703000	152000	855000
PANCHKULA Total		0	1648090	193000	1841090
PANIPAT	Aseel	0	22000	14000	36000
PANIPAT	Chittagong	400000	400000	340000	1140000
PANIPAT	Other Desi Fowl	5	5	11500	11510
PANIPAT	Punjab Brown	4090	42605	33854	80549
PANIPAT Total		404095	464610	399354	1268059
REWARI	Kadaknath	3	2	0	5
REWARI	Punjab Brown	1	15001	0	15002
REWARI Total		4	15003	0	15007
ROHTAK	Other Desi Fowl	0	30000	0	30000
ROHTAK Total		0	30000	0	30000
SIRSA	Aseel	1	6	0	7
SIRSA	Other Desi Fowl	5003	46011	17000	68014
SIRSA	Punjab Brown	4010	20	1512	5542
SIRSA Total		9014	46037	18512	73563

ANIMAL HUSBANDRY & DAIRYING DEPARTMENT, HARYANA

Table -27 District-wise Details of Commercial Fowl Desi and Breed Report					
District_Name	Breed_Name	Cocks	Hens	Chickens	Sum of Fowls
SONIPAT	Aseel	630	550	420	1600
SONIPAT Total		630	550	420	1600
YAMUNANAGAR	Ankaleshwar	15000	15000	0	30000
YAMUNANAGAR	Other Desi Fowl	13505	206	310	14021
YAMUNANAGAR	Punjab Brown	23654	115750	59400	198804
YAMUNANAGAR Total		52159	130956	59710	242825
HARYANA TOTAL	Ankaleshwar	78001	445590	21810	545401
HARYANA TOTAL	Aseel	3364	670389	155366	829119
HARYANA TOTAL	Busra	0	90000	1000	91000
HARYANA TOTAL	Chittagong	400000	400000	416000	1216000
HARYANA TOTAL	Ghagus	0	195000	0	195000
HARYANA TOTAL	Kadaknath	4009	2009	21	6039
HARYANA TOTAL	Kalahasthi	0	0	30000	30000
HARYANA TOTAL	Mewari	0	0	999	999
HARYANA TOTAL	Miri	0	0	999	999
HARYANA TOTAL	Other Desi Fowl	29504	957518	508964	1495986
HARYANA TOTAL	Punjab Brown	82124	398474	648881	1129479
HARYANA TOTAL COMMERCIAL FOWL DESI		597002	3158980	1784040	5540022

ANIMAL HUSBANDRY & DAIRYING DEPARTMENT, HARYANA

Table -28 District-wise Details of Backyard Fowl Improved and Breed Report

District_Name	Breed_Type	Cocks	Hens	Chickens	Total_Fowl
AMBALA	Improved	3810	4570	5870	14250
BHIWANI	Improved	4756	5204	5229	15189
CHARKI DADRI	Improved	2711	2908	2515	8134
FARIDABAD	Improved	46	964	976	1986
FATEHABAD	Improved	4866	6004	5807	16677
GURUGRAM	Improved	1801	1144	1619	4564
HISAR	Improved	1732	2754	4908	9394
JHAJJAR	Improved	105	653	483	1241
JIND	Improved	584	1463	1331	3378
KAITHAL	Improved	6452	6501	9733	22686
KARNAL	Improved	6532	8326	9542	24400
KURUKSHETRA	Improved	2140	2477	5123	9740
MAHENDRAGARH	Improved	4413	6633	5403	16449
MEWAT	Improved	1130	910	815	2855
PALWAL	Improved	1087	684	985	2756
PANCHKULA	Improved	902	1303	1907	4112
PANIPAT	Improved	881	3013	837	4731
REWARI	Improved	3668	3398	3591	10657
ROHTAK	Improved	77	99	137	313
SIRSA	Improved	10479	8471	12689	31639
SONIPAT	Improved	399	1501	1225	3125
YAMUNANAGAR	Improved	5679	5105	11552	22336
HARYANA TOTAL BACKYARD FOWL IMPROVED		64250	74085	92277	230612

ANIMAL HUSBANDRY & DAIRYING DEPARTMENT, HARYANA

Table -29 District-wise Details of Commercial Fowl Improved and Breed Report

District_Name	Breed_Type	Cocks	Hens	Chickens	Total_Fowl
AMBALA	Improved	29809	2237975	551489	2819273
BHIWANI	Improved	56800	166100	498850	721750
CHARKI DADRI	Improved	122200	73350	921328	1116878
FARIDABAD	Improved	1350	41350	22000	64700
FATEHABAD	Improved	22125	35787	201650	259562
GURUGRAM	Improved	70454	244122	161037	475613
HISAR	Improved	169217	385009	1513347	2067573
JHAJJAR	Improved	17500	135550	246526	399576
JIND	Improved	562879	3298154	1582020	5443053
KAITHAL	Improved	285051	689699	926050	1900800
KARNAL	Improved	421637	6917354	1963129	9302120
KURUKSHETRA	Improved	330770	1535616	1011660	2878046
MAHENDRAGARH	Improved	24951	675410	216790	917151
MEWAT	Improved	0	0	8500	8500
PALWAL	Improved	505	4400	1000	5905
PANCHKULA	Improved	50	4289855	420460	4710365
PANIPAT	Improved	226978	2160233	1320100	3707311
REWARI	Improved	21153	170105	222750	414008
ROHTAK	Improved	0	265000	45800	310800
SIRSA	Improved	22400	52700	143850	218950
SONIPAT	Improved	27029	760480	141133	928642
YAMUNANAGAR	Improved	150761	558664	387240	1096665
HARYANA TOTAL COMMERCIAL FOWL IM		2563619	24696913	12506709	39767241

ANIMAL HUSBANDRY & DAIRYING DEPARTMENT, HARYANA

Table -30 District-wise Details of Dog Report			
District_Name	Dog_Male	Dog_Female	Total_Dog
AMBALA	2837	1335	4172
BHIWANI	4869	1315	6184
CHARKI DADRI	1810	505	2315
FARIDABAD	1758	1074	2832
FATEHABAD	1974	397	2371
GURUGRAM	5841	2405	8246
HISAR	2062	664	2726
JHAJJAR	2160	789	2949
JIND	1072	429	1501
KAITHAL	1228	444	1672
KARNAL	2771	1305	4076
KURUKSHETRA	1943	763	2706
MAHENDRAGARH	1676	636	2312
MEWAT	186	68	254
PALWAL	566	200	766
PANCHKULA	1815	519	2334
PANIPAT	1077	428	1505
REWARI	1308	569	1877
ROHTAK	1312	702	2014
SIRSA	4488	1387	5875
SONIPAT	1103	499	1602
YAMUNANAGAR	1004	385	1389
Grand Total	44860	16818	61678

ANIMAL HUSBANDRY & DAIRYING DEPARTMENT, HARYANA

Table -31 District-wise Details of Stray Cattle and Stray Dog Report		
District	Stray_Cattle	Stray_Dogs
AMBALA	7093	17511
BHIWANI	13904	33097
CHARKI DADRI	1338	11761
FARIDABAD	4561	13044
FATEHABAD	2842	18777
GURUGRAM	5094	17627
HISAR	17327	48179
JHAJJAR	4089	16179
JIND	6833	29836
KAITHAL	7362	19501
KARNAL	8052	23181
KURUKSHETRA	7084	19778
MAHENDRAGARH	4296	17259
MEWAT	234	23615
PALWAL	3636	17835
PANCHKULA	2482	4790
PANIPAT	5090	19238
REWARI	6281	20947
ROHTAK	7695	25087
SIRSA	6090	23664
SONIPAT	4069	27835
YAMUNANAGAR	2465	15837
Grand Total	127917	464578